

TEST FORMULA RENAULT

March 11th-12th 2020

Length: 4005 metros

Results						Pre-Season 1 F				Eurocup F. Renault			
Pos.	N.	Driver	Team	Car	Nat.	Best Lap	iL	Laps	Gap	Interval	Speed	Cat.	Gr.
1	1	COLLET,Caio	R-ACE GP	F. RENAULT	BRA	01:29,063	20	21			161,89	FR	
2	3	PTACEK,Petr	R-ACE GP	F. RENAULT	CZE	01:29,772	21	22	00:00,709	00:00,709	160,61	FR	
3	92	MARTINS,Victor	ART GRAND PRIX	F. RENAULT	FRA	01:29,819	7	21	00:00,756	00:00,047	160,52	FR	
4	53	COLOMBO,Lorenzo	BHAITECH	F. RENAULT	ITA	01:29,835	7	16	00:00,772	00:00,016	160,49	FR	
5	91	ARON,Paul	ART GRAND PRIX	F. RENAULT	EST	01:29,886	18	19	00:00,823	00:00,051	160,4	FR	R
6	2	MAINI,Kush	R-ACE GP	F. RENAULT	IND	01:29,992	17	20	00:00,929	00:00,106	160,21	FR	
7	27	DE WILDE,Ugo	ARDEN	F. RENAULT	BEL	01:30,004	7	17	00:00,941	00:00,012	160,19	FR	
8	61	LLOVERAS,Xavier	GRS	F. RENAULT	SPA	01:30,108	10	19	00:01,045	00:00,104	160,01	FR	
9	93	SAUCY,Grégoire	ART GRAND PRIX	F. RENAULT	CHE	01:30,226	18	20	00:01,163	00:00,118	159,8	FR	
10	38	ALATALO,William	JD MS	F. RENAULT	FIN	01:30,255	10	23	00:01,192	00:00,029	159,75	FR	R
11	20	WALLS,Jackson	ARDEN	F. RENAULT	AUS	01:30,375	8	16	00:01,312	00:00,120	159,54	FR	
12	51	TOTH,Laszlo	BHAITECH	F. RENAULT	HUN	01:30,403	9	21	00:01,340	00:00,028	159,49	FR	R
13	41	BELOV,Mikhael	M2 COMP.	F.RENAULT	RUS	01:30,433	15	19	00:01,370	00:00,030	159,43	FR	R
14	33	SMITH,Tommy	JD MS	F. RENAULT	AUS	01:30,688	11	20	00:01,625	00:00,255	158,98	FR	
15	14	DAVID,Hadrien	MP MS	F. RENAULT	FRA	01:30,920	8	15	00:01,857	00:00,232	158,58	FR	R
16	12	GHIRETTI,Alessandro	MP MS	F. RENAULT	FRA	01:31,260	7	19	00:02,197	00:00,340	157,99	FR	R
17	11	QUINN,Alex	MP MS	F. RENAULT	BEL	01:31,375	9	17	00:02,312	00:00,115	157,79	FR	R
18	72	GARCIA,Marta	FA RACING	F. RENAULT	SPA	01:31,383	12	19	00:02,320	00:00,008	157,78	FR	
19	21	DE GERUS,Reshad	ARDEN	F. RENAULT	FRA	01:31,403	8	13	00:02,340	00:00,020	157,74	FR	R
20	42	USHIJIMA,Reece	M2 COMP.	F. RENAULT	JPN	01:31,598	17	28	00:02,535	00:00,195	157,41	FR	R
21	62	GARCIA,Belen	GRS	F. RENAULT	SPA	01:31,664	7	24	00:02,601	00:00,066	157,29	FR	R
22	52	MARINANGELI,Nicola	BHAITECH	F. RENAULT	ITA	01:31,730	8	21	00:02,667	00:00,066	157,18	FR	R
23	43	WOHLWEND,Fabienne	M2 COMP.	F.RENAULT	LIE	01:32,618	4	18	00:03,555	00:00,888	155,67	FR	
24	73	VAN DER HELM,Tijmen	FA RACING	F. RENAULT	NED	01:32,739	2	2	00:03,676	00:00,121	155,47	FR	
25	71	CORDEEL,Amaury	FA RACING	F. RENAULT	BEL	START		2				FR	

Circuit de la C.Valenciana

Final Official

Provisional Official

Length: 4005 m. Hour: 10:59

Stewards

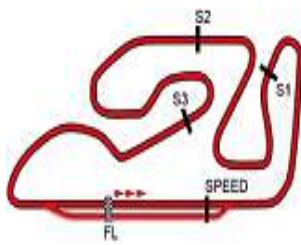
Hour:

C.of the Course:

Hour: 12/03/2020

C.Timekeeper:

Hour: 11:56:50



Circuit de la C.Valenciana

TEST FORMULA RENAULT

ANALYSIS / SECTORS Pre-Season 1 F Eurocup F. Renault

1		COLLET,Caio BRA		R-ACE GP			
				P.Vmax: 16		T. Ideal: 01:28,982	
Lap	Time	Sector 1	Sector 2	Sector 3	Sector 4	V.Max	Hour
1	START	07:16,619	00:28,592	00:23,264	00:26,510		11:08:28
2	01:44,909	00:22,302	00:25,298	00:23,600	00:33,709	209,71	11:10:13
3	01:31,233	00:21,300	00:23,878	00:21,059	00:24,996	212,46	11:11:44
4	01:30,454	00:20,895	00:23,730	00:21,037	00:24,792	213,16	11:13:15
5	01:30,393	00:20,828	00:23,770	00:20,996	00:24,799	213,16	11:14:45
6	01:36,455	00:21,732	00:25,952	00:22,792	00:25,979	213,86	11:16:22
7	01:30,245	00:20,842	00:23,623	00:21,034	00:24,746	213,86	11:17:52
8	01:30,135	00:20,791	00:23,561	00:20,922	00:24,861	212,46	11:19:22
9	01:30,203	00:20,834	00:23,525	00:21,014	00:24,830	213,86	11:20:52
10	01:30,216	00:20,854	00:23,573	00:21,006	00:24,783	213,16	11:22:23
11	PIT	00:22,411	00:24,422	00:21,209	00:27,827	213,86	11:23:58
12	15:27,366	14:06,196	00:29,097	00:24,357	00:27,716		11:39:26
13	01:36,678	00:22,984	00:25,451	00:22,101	00:26,142	207,03	11:41:02
14	01:32,326	00:21,689	00:24,192	00:21,209	00:25,236	208,36	11:42:35
15	01:29,662	00:20,789	00:23,403	00:20,805	00:24,665	209,03	11:44:04
16	01:29,418	00:20,752	00:23,227	00:20,815	00:24,624	209,71	11:45:34
17	01:29,149	00:20,586	00:23,204	00:20,735	00:24,624	211,07	11:47:03
18	01:29,125	00:20,571	00:23,207	00:20,779	00:24,568	210,39	11:48:32
19	01:37,630	00:23,265	00:25,718	00:22,327	00:26,320	211,76	11:50:10
20	01:29,063	00:20,596	00:23,260	00:20,710	00:24,497	211,76	11:51:39
21	PIT	00:22,238	00:23,879	00:20,952	00:32,532	212,46	11:53:18

2		MAINI,Kush IND		R-ACE GP			
				P.Vmax: 16		T. Ideal: 01:29,753	
Lap	Time	Sector 1	Sector 2	Sector 3	Sector 4	V.Max	Hour
1	START	08:15,446	00:26,329	00:23,588	00:26,248		11:09:25
2	01:33,537	00:21,669	00:24,386	00:22,034	00:25,448	211,07	11:10:58
3	01:31,751	00:21,401	00:23,933	00:21,342	00:25,075	213,16	11:12:30
4	01:31,324	00:21,085	00:23,942	00:21,190	00:25,107	211,76	11:14:02
5	01:37,297	00:21,087	00:25,635	00:25,205	00:25,370	212,46	11:15:39
6	01:31,526	00:20,978	00:24,044	00:21,311	00:25,193	213,16	11:17:10
7	01:31,170	00:20,880	00:23,957	00:21,311	00:25,022	213,86	11:18:42
8	01:34,477	00:21,058	00:23,956	00:21,355	00:28,108	213,16	11:20:16
9	01:31,715	00:21,197	00:23,872	00:21,331	00:25,315	212,46	11:21:48
10	PIT	00:20,937	00:24,855	00:26,482	00:35,684	212,46	11:23:36
11	16:49,328	15:27,661	00:28,945	00:24,630	00:28,092		11:40:25
12	01:37,480	00:23,025	00:26,381	00:22,011	00:26,063	207,03	11:42:02
13	01:31,654	00:21,333	00:23,874	00:21,186	00:25,261	209,03	11:43:34
14	01:30,350	00:20,816	00:23,666	00:21,090	00:24,778	211,07	11:45:04
15	01:30,268	00:20,621	00:23,567	00:21,211	00:24,869	213,16	11:46:35
16	01:30,006	00:20,697	00:23,420	00:21,080	00:24,809	212,46	11:48:05
17	01:29,992	00:20,860	00:23,409	00:21,017	00:24,706	213,16	11:49:35
18	01:35,082	00:20,833	00:25,696	00:23,428	00:25,125	213,16	11:51:10
19	01:30,208	00:20,743	00:23,536	00:21,077	00:24,852	213,16	11:52:40
20	PIT	00:20,713	00:24,071	00:22,189	00:34,888	213,16	11:54:22

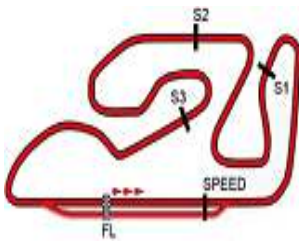
3		PTACEK,Petr CZE		R-ACE GP			
				P.Vmax: 10		T. Ideal: 01:29,621	
Lap	Time	Sector 1	Sector 2	Sector 3	Sector 4	V.Max	Hour
1	START	05:09,398	00:29,085	00:25,882	00:27,122		11:06:25
2	01:38,948	00:23,788	00:26,143	00:23,060	00:25,957	201,24	11:08:04
3	01:33,885	00:22,163	00:24,987	00:21,678	00:25,057	212,46	11:09:38
4	01:31,783	00:21,185	00:23,914	00:21,676	00:25,008	212,46	11:11:09
5	01:30,977	00:21,098	00:23,787	00:21,140	00:24,952	213,16	11:12:40
6	01:31,022	00:21,099	00:23,802	00:21,232	00:24,889	211,76	11:14:11

7		QUINN,Alex BEL		MP MS			
				P.Vmax: 7		T. Ideal: 01:31,314	
Lap	Time	Sector 1	Sector 2	Sector 3	Sector 4	V.Max	Hour
7	01:30,683	00:21,036	00:23,772	00:21,073	00:24,802	211,76	11:15:42
8	01:30,769	00:20,989	00:23,672	00:21,132	00:24,976	213,86	11:17:13
9	01:38,533	00:21,023	00:27,175	00:25,186	00:25,149	213,16	11:18:51
10	01:30,894	00:21,126	00:23,725	00:21,185	00:24,858	213,16	11:20:22
11	PIT	00:21,030	00:24,047	00:21,264	00:30,903	213,16	11:22:00
12	18:00,129	16:35,718	00:30,386	00:26,381	00:27,644		11:40:00
13	01:38,343	00:23,405	00:26,415	00:22,520	00:26,003	203,77	11:41:38
14	01:35,605	00:21,829	00:26,325	00:22,365	00:25,086	210,39	11:43:14
15	01:30,626	00:21,099	00:23,666	00:21,018	00:24,843	211,76	11:44:44
16	01:30,082	00:20,903	00:23,561	00:20,972	00:24,646	212,46	11:46:14
17	01:30,076	00:20,816	00:23,487	00:20,936	00:24,837	213,16	11:47:44
18	01:45,128	00:24,638	00:31,615	00:24,063	00:24,812	212,46	11:49:30
19	01:31,440	00:21,559	00:23,597	00:21,453	00:24,831	211,76	11:51:01
20	01:29,783	00:20,803	00:23,502	00:20,836	00:24,642	212,46	11:52:31
21	01:29,772	00:20,656	00:23,563	00:20,850	00:24,703	214,57	11:54:01
22	PIT	00:21,431	00:23,928	00:22,096	00:31,847	212,46	11:55:40

11		GHIRETTI,Alessandro FRA		MP MS			
				P.Vmax: 5		T. Ideal: 01:31,024	
Lap	Time	Sector 1	Sector 2	Sector 3	Sector 4	V.Max	Hour
1	START	06:31,839	00:27,766	00:23,837	00:27,660		11:07:44
2	01:37,842	00:23,866	00:25,010	00:22,363	00:26,603	179,01	11:09:22
3	01:33,822	00:21,415	00:24,654	00:21,955	00:25,798	213,86	11:10:56
4	01:31,820	00:21,330	00:24,131	00:21,351	00:25,008	213,16	11:12:28
5	01:32,098	00:21,243	00:24,368	00:21,332	00:25,155	213,86	11:14:00
6	01:34,925	00:21,605	00:25,548	00:22,639	00:25,133	213,86	11:15:35
7	01:31,975	00:21,217	00:24,049	00:21,315	00:25,394	214,57	11:17:07
8	01:31,484	00:21,138	00:24,037	00:21,233	00:25,076	213,86	11:18:38
9	01:31,375	00:21,170	00:23,955	00:21,240	00:25,010	214,57	11:20:10
10	01:31,679	00:21,219	00:23,991	00:21,361	00:25,108	215,28	11:21:41
11	PIT	00:21,241	00:23,935	00:21,333	00:30,314	213,86	11:23:18
12	PIT	03:56,488	00:27,856	00:23,761	00:35,950		11:28:42
13	PIT	01:16,059	00:27,928	00:26,118	00:39,425		11:31:32
14	PIT	12:10,240	00:26,175	00:23,690	00:34,924		11:45:07
15	PIT	01:22,721	00:29,037	00:25,754	00:36,245		11:48:01
16	02:28,799	01:03,761	00:29,199	00:26,360	00:29,479		11:50:29
17	PIT	00:25,292	00:27,367	00:23,849	00:33,392	184,62	11:52:19

12		GHIRETTI,Alessandro FRA		MP MS			
				P.Vmax: 5		T. Ideal: 01:31,024	
Lap	Time	Sector 1	Sector 2	Sector 3	Sector 4	V.Max	Hour
1	START	05:41,240	00:30,901	00:23,180	00:27,883		11:06:57
2	01:37,181	00:24,686	00:25,416	00:21,672	00:25,407	179,01	11:08:34
3	01:33,206	00:21,518	00:24,809	00:21,322	00:25,557	213,86	11:10:07
4	01:31,870	00:21,219	00:24,066	00:21,470	00:25,115	216,00	11:11:39
5	01:31,469	00:21,208	00:24,059	00:21,216	00:24,986	214,57	11:13:10
6	01:31,412	00:21,079	00:23,948	00:21,284	00:25,101	213,86	11:14:42
7	01:31,260	00:21,099	00:23,954	00:21,130	00:25,077	214,57	11:16:13
8	PIT	00:21,755	00:26,999	00:22,558	00:29,562	214,57	11:17:54
9	11:46,694	10:32,280	00:26,763	00:22,014	00:25,637		11:29:40
10	01:32,255	00:21,353	00:24,270	00:21,337	00:25,295	211,76	11:31:13
11	NULL	00:21,256	00:24,499	00:22,548	00:25,586	213,16	11:32:47
12	NULL	00:21,100	00:24,037	00:24,626	00:25,769	212,46	11:34:22
13	01:31,384	00:21,126	00:23,984	00:21,190	00:25,084	213,86	11:35:54
14	NULL	00:21,100	00:23,829	00:21,150	00:25,029	213,16	11:37:25
15	01:41,381	00:22,268	00:29,419	00:23,780	00:25,914	213,16	11:39:06
16	PIT	00:23,525	00:29,902	00:24,073	00:32,360	213,16	11:40:56
17	PIT	05:07,800	00:24,383	00:21,308	00:28,326		11:47:18
18	PIT	01:12,251	00:25,185	00:21,764	00:29,395		11:49:46





Circuit de la C.Valenciana

TEST FORMULA RENAULT

ANALYSIS / SECTORS Pre-Season 1 F Eurocup F. Renault

19 PIT 01:19,231 00:25,214 00:22,086 00:29,231 11:52:22

Table for driver DAVID, Hadrien (FRA) at MP MS. Includes lap times and sector data for laps 1-15.

Table for driver WALLS, Jackson (AUS) at ARDEN. Includes lap times and sector data for laps 1-16.

Table for driver DE GERUS, Reshad (FRA) at ARDEN. Includes lap times and sector data for laps 1-13.

Table for driver DE WILDE, Ugo (BEL) at ARDEN. Includes lap times and sector data for laps 1-17.

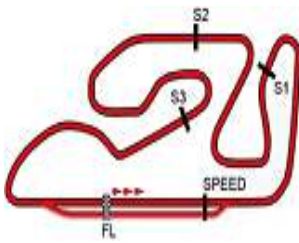
Table for driver SMITH, Tommy (AUS) at JD MS. Includes lap times and sector data for laps 1-20.

Table for driver ALATALO, William (FIN) at JD MS. Includes lap times and sector data for laps 1-10.



CRONOCIRCUIT: crono@circuitvalencia.com





Circuit de la C.Valenciana

TEST FORMULA RENAULT

ANALYSIS / SECTORS Pre-Season 1 F Eurocup F. Renault

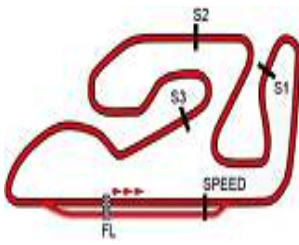
11	01:30,600	00:20,749	00:23,622	00:21,116	00:25,113	216,00	11:20:42	20	PIT	00:21,840	00:24,298	00:21,577	00:35,106	213,16	11:36:43
12	01:37,277	00:20,957	00:26,889	00:24,080	00:25,351	217,45	11:22:19	21	06:05,826	04:54,654	00:24,339	00:21,430	00:25,403		11:42:49
13	01:30,327	00:20,790	00:23,591	00:21,206	00:24,740	213,86	11:23:50	22	01:31,881	00:21,292	00:24,074	00:21,418	00:25,097	211,76	11:44:21
14	PIT	00:22,685	00:28,283	00:25,535	00:35,077	213,16	11:25:41	23	01:32,274	00:21,151	00:24,256	00:21,711	00:25,156	213,86	11:45:53
15	12:37,305	11:22,365	00:24,459	00:22,321	00:28,160		11:38:18	24	01:31,799	00:21,153	00:24,179	00:21,276	00:25,191	213,86	11:47:25
16	01:30,979	00:21,111	00:23,824	00:21,227	00:24,817	212,46	11:39:49	25	01:31,647	00:21,012	00:23,970	00:21,416	00:25,249	215,28	11:48:57
17	01:36,188	00:20,871	00:24,997	00:22,917	00:27,403	211,76	11:41:26	26	01:32,353	00:21,247	00:24,471	00:21,380	00:25,255	213,16	11:50:29
18	01:31,211	00:21,276	00:23,768	00:21,242	00:24,925	212,46	11:42:57	27	01:31,606	00:21,098	00:24,065	00:21,344	00:25,099	214,57	11:52:01
19	01:30,440	00:20,808	00:23,662	00:21,154	00:24,816	213,16	11:44:27	28	PIT	00:21,730	00:24,274	00:21,682	00:32,982	212,46	11:53:41
20	01:37,111	00:20,884	00:23,648	00:22,851	00:29,728	213,16	11:46:04								
21	NULL	00:20,919	00:23,789	00:21,273	00:25,297	215,28	11:47:36								
22	01:30,811	00:20,861	00:23,828	00:21,177	00:24,945	214,57	11:49:06								
23	PIT	00:23,759	00:29,646	00:24,984	00:35,282	213,86	11:51:00								

41	BELOV,Mikhael RUS	M2 COMP.					P.Vmax: 3	T. Ideal: 01:30,280
		Lap Time	Sector 1	Sector 2	Sector 3	Sector 4		
1	PIT	01:19,665	00:28,830	00:25,140	00:38,200		11:02:45	
2	PIT	01:23,914	00:26,649	00:24,276	00:49,587		11:05:50	
3	02:31,578	01:20,835	00:24,376	00:21,275	00:25,092		11:08:21	
4	01:30,786	00:20,884	00:23,867	00:21,165	00:24,870	214,57	11:09:52	
5	01:30,509	00:20,896	00:23,745	00:21,061	00:24,807	215,28	11:11:22	
6	01:30,630	00:21,003	00:23,765	00:21,065	00:24,797	215,28	11:12:53	
7	01:30,935	00:21,123	00:23,755	00:21,196	00:24,861	216,00	11:14:24	
8	01:30,607	00:21,045	00:23,689	00:21,057	00:24,816	214,57	11:15:55	
9	01:30,460	00:20,829	00:23,667	00:21,140	00:24,824	214,57	11:17:25	
10	01:30,650	00:20,817	00:23,705	00:21,200	00:24,928	216,72	11:18:56	
11	01:30,763	00:20,864	00:23,727	00:21,185	00:24,987	215,28	11:20:26	
12	01:30,883	00:21,300	00:23,655	00:21,063	00:24,865	216,72	11:21:57	
13	01:30,444	00:20,818	00:23,656	00:21,050	00:24,920	213,86	11:23:28	
14	01:30,632	00:21,026	00:23,681	00:21,101	00:24,824	215,28	11:24:58	
15	01:30,433	00:20,802	00:23,752	00:21,106	00:24,773	213,86	11:26:29	
16	01:31,150	00:20,896	00:23,930	00:21,193	00:25,131	215,28	11:28:00	
17	NULL	00:21,056	00:23,888	00:21,238	00:24,979	216,00	11:29:31	
18	01:30,856	00:21,004	00:23,780	00:21,213	00:24,859	213,86	11:31:02	
19	PIT	00:20,904	00:23,766	00:21,239	00:33,147	213,16	11:32:41	

42	USHIJIMA,Reece JPN	M2 COMP.					P.Vmax: 7	T. Ideal: 01:31,292
		Lap Time	Sector 1	Sector 2	Sector 3	Sector 4		
1	START	01:06,475	00:27,020	00:23,430	00:27,340		11:02:18	
2	01:33,716	00:21,803	00:24,434	00:21,949	00:25,530	209,03	11:03:51	
3	01:32,350	00:21,275	00:24,159	00:21,496	00:25,420	211,76	11:05:24	
4	01:33,201	00:21,448	00:24,273	00:21,724	00:25,756	212,46	11:06:57	
5	01:33,118	00:21,262	00:24,119	00:21,513	00:26,224	213,86	11:08:30	
6	01:32,567	00:21,344	00:24,447	00:21,348	00:25,428	214,57	11:10:03	
7	01:31,661	00:21,009	00:24,167	00:21,297	00:25,188	212,46	11:11:34	
8	01:31,938	00:21,121	00:24,051	00:21,440	00:25,326	213,86	11:13:06	
9	01:31,879	00:21,195	00:24,125	00:21,270	00:25,289	213,16	11:14:38	
10	PIT	00:21,921	00:24,445	00:21,780	00:32,864	212,46	11:16:19	
11	06:20,000	05:07,518	00:24,649	00:22,450	00:25,383		11:22:39	
12	01:32,266	00:21,222	00:24,265	00:21,377	00:25,402	211,76	11:24:11	
13	01:31,875	00:21,072	00:24,218	00:21,278	00:25,307	213,86	11:25:43	
14	01:32,028	00:21,136	00:24,038	00:21,490	00:25,364	212,46	11:27:15	
15	01:37,846	00:22,784	00:26,408	00:22,768	00:25,886	211,76	11:28:53	
16	01:31,936	00:21,340	00:24,199	00:21,258	00:25,139	213,16	11:30:25	
17	01:31,598	00:21,247	00:24,026	00:21,270	00:25,055	213,16	11:31:57	
18	01:31,810	00:21,242	00:24,104	00:21,273	00:25,191	213,86	11:33:28	
19	01:31,947	00:21,234	00:24,090	00:21,361	00:25,262	212,46	11:35:00	

43	WOHLWEND,Fabienne LIE	M2 COMP.					P.Vmax: 22	T. Ideal: 01:32,328
		Lap Time	Sector 1	Sector 2	Sector 3	Sector 4		
1	PIT	00:59,015	00:27,971	00:24,389	00:43,806		11:02:28	
2	02:31,507	01:16,710	00:26,444	00:22,129	00:26,224		11:05:00	
3	01:33,624	00:21,869	00:24,370	00:21,658	00:25,727	211,07	11:06:34	
4	01:32,618	00:21,482	00:24,091	00:21,566	00:25,479	211,07	11:08:06	
5	PIT	00:21,722	00:24,389	00:21,647	00:34,835	212,46	11:09:49	
6	05:54,987	04:34,516	00:28,500	00:23,796	00:28,175		11:15:44	
7	01:35,931	00:22,523	00:25,313	00:21,952	00:26,143	210,39	11:17:20	
8	01:33,025	00:21,670	00:24,159	00:21,594	00:25,602	211,07	11:18:53	
9	01:33,391	00:21,366	00:24,270	00:21,712	00:26,043	212,46	11:20:26	
10	PIT	00:22,371	00:24,927	00:22,796	00:34,287	209,71	11:22:11	
11	13:03,309	11:49,046	00:25,715	00:22,386	00:26,162		11:35:14	
12	01:32,977	00:21,761	00:24,090	00:21,641	00:25,485	210,39	11:36:47	
13	01:38,499	00:23,406	00:27,519	00:21,922	00:25,652	210,39	11:38:25	
14	PIT	00:21,556	00:26,060	00:22,441	00:36,129	211,76	11:40:12	
15	PIT	06:08,556	00:27,219	00:22,329	00:37,465		11:47:47	
16	02:11,183	00:58,586	00:24,800	00:21,873	00:25,924		11:49:58	
17	01:33,061	00:21,538	00:24,537	00:21,680	00:25,306	210,39	11:51:31	
18	PIT	00:21,702	00:25,278	00:22,429	00:35,162	211,76	11:53:16	

51	TOTH,Laszlo HUN	BHAITECH					P.Vmax: 10	T. Ideal: 01:30,169
		Lap Time	Sector 1	Sector 2	Sector 3	Sector 4		
1	START	03:57,792	00:29,944	00:24,380	00:27,352		11:05:13	
2	01:37,135	00:22,622	00:26,780	00:22,058	00:25,675	207,69	11:06:50	
3	01:32,966	00:21,706	00:24,612	00:21,475	00:25,173	212,46	11:08:23	
4	01:30,919	00:20,942	00:23,951	00:21,028	00:24,998	214,57	11:09:54	
5	01:31,412	00:21,018	00:24,279	00:21,134	00:24,981	213,16	11:11:25	
6	01:30,877	00:21,024	00:23,969	00:21,026	00:24,858	212,46	11:12:56	
7	01:30,759	00:20,904	00:23,997	00:21,053	00:24,805	213,86	11:14:27	
8	01:30,723	00:20,916	00:23,862	00:21,049	00:24,896	213,16	11:15:58	
9	01:30,403	00:20,929	00:23,622	00:21,073	00:24,779	213,16	11:17:28	
10	01:30,623	00:20,958	00:23,565	00:21,063	00:25,037	211,76	11:18:59	
11	01:30,921	00:20,925	00:23,776	00:21,262	00:24,958	212,46	11:20:30	
12	PIT	00:20,799	00:23,993	00:21,335	00:29,094	213,86	11:22:05	
13	14:33,640	13:20,675	00:25,203	00:21,809	00:25,953		11:36:38	
14	01:31,261	00:21,217	00:23,962	00:21,148	00:24,934	212,46	11:38:10	
15	01:32,060	00:21,775	00:24,124	00:21,196	00:24,965	212,46	11:39:42	
16	01:45,395	00:20,964	00:23,866	00:24,606	00:35,959	212,46	11:41:27	
17	01:30,844	00:20,927	00:23,939	00:21,111	00:24,867	211,76	11:42:58	
18	01:31,153	00:21,188	00:23,876	00:21,139	00:24,950	211,76	11:44:29	
19	01:30,774	00:20,989	00:23,839	00:21,113	00:24,833	213,16	11:46:00	
20	01:34,636	00:21,125	00:25,003	00:22,164	00:26,344	213,86	11:47:35	
21	PIT	00:20,977	00:23,806	00:21,156	00:29,365	211,76	11:49:10	



Circuit de la C.Valenciana

TEST FORMULA RENAULT

ANALYSIS / SECTORS Pre-Season 1 F Eurocup F. Renault

52		MARINANGELI, Nicola		BHAITECH			
		ITA		P.Vmax: 16		T. Ideal: 01:31,359	
Lap	Time	Sector 1	Sector 2	Sector 3	Sector 4	V.Max	Hour
1	START	14:20,006	00:26,909	00:22,595	00:26,096		11:15:29
2	01:33,630	00:21,965	00:24,204	00:22,026	00:25,435	208,36	11:17:03
3	01:32,559	00:21,419	00:24,158	00:21,423	00:25,559	211,07	11:18:35
4	01:32,196	00:21,385	00:24,086	00:21,512	00:25,213	213,16	11:20:07
5	01:36,023	00:24,728	00:24,625	00:21,564	00:25,106	211,07	11:21:43
6	01:32,006	00:21,432	00:24,027	00:21,370	00:25,177	211,07	11:23:15
7	01:31,745	00:21,239	00:23,864	00:21,470	00:25,172	212,46	11:24:47
8	01:31,730	00:21,296	00:24,022	00:21,326	00:25,086	211,07	11:26:19
9	01:32,179	00:21,425	00:23,978	00:21,481	00:25,295	211,07	11:27:51
10	PIT	00:21,787	00:24,007	00:21,796	00:29,971	211,07	11:29:29
11	10:28,228	09:15,333	00:24,917	00:22,277	00:25,701		11:39:57
12	01:32,549	00:21,234	00:24,141	00:21,435	00:25,739	209,71	11:41:29
13	01:32,298	00:21,119	00:24,151	00:21,743	00:25,285	212,46	11:43:02
14	01:32,006	00:21,327	00:24,063	00:21,449	00:25,167	211,76	11:44:34
15	01:31,982	00:21,363	00:23,875	00:21,584	00:25,160	211,76	11:46:06
16	01:32,087	00:21,373	00:24,086	00:21,354	00:25,274	213,86	11:47:38
17	01:32,564	00:21,655	00:24,067	00:21,548	00:25,294	211,76	11:49:10
18	01:31,953	00:21,299	00:24,086	00:21,317	00:25,251	211,76	11:50:42
19	01:32,216	00:21,308	00:24,183	00:21,441	00:25,284	211,76	11:52:14
20	01:31,823	00:21,304	00:24,050	00:21,410	00:25,059	211,76	11:53:46
21	01:32,140	00:21,315	00:24,092	00:21,509	00:25,224	211,07	11:55:18

53		COLOMBO, Lorenzo		BHAITECH			
		ITA		P.Vmax: 7		T. Ideal: 01:29,752	
Lap	Time	Sector 1	Sector 2	Sector 3	Sector 4	V.Max	Hour
1	START	14:42,367	00:26,049	00:22,544	00:26,051		11:15:50
2	01:32,574	00:21,868	00:24,369	00:21,372	00:24,965	207,69	11:17:23
3	01:30,560	00:20,867	00:23,775	00:21,063	00:24,855	213,16	11:18:53
4	01:47,569	00:21,086	00:24,160	00:26,384	00:35,939	215,28	11:20:41
5	01:30,280	00:20,936	00:23,609	00:21,034	00:24,701	213,16	11:22:11
6	01:30,241	00:20,792	00:23,746	00:20,889	00:24,814	213,86	11:23:42
7	01:29,835	00:20,718	00:23,499	00:20,834	00:24,784	213,16	11:25:11
8	PIT	00:21,151	00:23,501	00:20,904	00:29,319	212,46	11:26:46
9	07:02,356	05:48,118	00:26,210	00:22,161	00:25,867		11:33:49
10	01:32,587	00:21,751	00:24,395	00:21,267	00:25,174	207,69	11:35:21
11	01:30,404	00:20,985	00:23,683	00:20,908	00:24,828	211,76	11:36:52
12	01:30,533	00:20,776	00:23,928	00:20,992	00:24,837	213,86	11:38:22
13	01:33,322	00:20,938	00:23,797	00:23,202	00:25,385	213,86	11:39:55
14	01:32,963	00:20,781	00:23,565	00:21,523	00:27,094	213,16	11:41:28
15	01:40,911	00:20,722	00:28,174	00:27,107	00:24,908	214,57	11:43:09
16	PIT	00:20,897	00:23,554	00:21,048	00:30,330	213,16	11:44:45

61		LLOVERAS, Xavier		GRS			
		SPA		P.Vmax: 3		T. Ideal: 01:29,937	
Lap	Time	Sector 1	Sector 2	Sector 3	Sector 4	V.Max	Hour
1	START	10:48,241	00:29,249	00:22,936	00:26,371		11:12:00
2	PIT	00:22,376	00:25,023	00:21,852	00:31,081	212,46	11:13:40
3	07:16,813	05:56,483	00:29,069	00:24,115	00:27,146		11:20:57
4	01:34,888	00:22,980	00:24,702	00:21,894	00:25,312	182,54	11:22:32
5	01:31,243	00:21,185	00:23,883	00:21,214	00:24,961	214,57	11:24:03
6	01:30,571	00:21,029	00:23,716	00:21,008	00:24,818	214,57	11:25:34
7	01:30,390	00:20,886	00:23,695	00:21,058	00:24,751	213,86	11:27:04
8	01:30,293	00:20,873	00:23,657	00:20,955	00:24,808	213,16	11:28:35
9	01:30,384	00:20,919	00:23,658	00:21,078	00:24,729	212,46	11:30:05
10	01:30,108	00:20,771	00:23,611	00:21,126	00:24,600	214,57	11:31:35

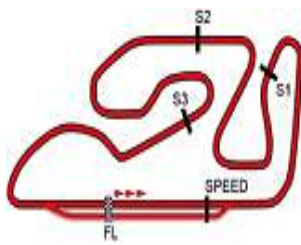
11	PIT	00:22,094	00:23,790	00:21,000	00:29,402	213,86	11:33:11
12	10:57,753	09:46,801	00:24,481	00:21,328	00:25,143		11:44:09
13	01:31,106	00:21,044	00:23,791	00:21,299	00:24,972	213,16	11:45:40
14	01:36,679	00:23,925	00:24,184	00:21,463	00:27,107	216,00	11:47:17
15	01:31,169	00:21,273	00:23,871	00:21,119	00:24,906	215,28	11:48:48
16	01:30,973	00:21,026	00:23,878	00:21,215	00:24,854	214,57	11:50:19
17	01:30,694	00:21,012	00:23,731	00:21,091	00:24,860	216,72	11:51:50
18	01:30,988	00:21,053	00:23,923	00:21,151	00:24,861	215,28	11:53:21
19	PIT	00:21,123	00:23,866	00:21,531	00:31,081	215,28	11:54:58

62		GARCIA, Belen		GRS			
		SPA		P.Vmax: 1		T. Ideal: 01:31,446	
Lap	Time	Sector 1	Sector 2	Sector 3	Sector 4	V.Max	Hour
1	START	02:13,795	00:30,595	00:27,280	00:31,043		11:03:36
2	01:44,669	00:23,681	00:27,658	00:24,842	00:28,488	206,37	11:05:21
3	01:41,168	00:22,518	00:25,025	00:24,525	00:29,100	210,39	11:07:02
4	01:33,021	00:21,646	00:24,312	00:21,561	00:25,502	213,16	11:08:35
5	01:32,340	00:21,385	00:24,265	00:21,346	00:25,344	214,57	11:10:07
6	01:32,238	00:21,525	00:24,048	00:21,411	00:25,254	217,45	11:11:39
7	01:31,664	00:21,172	00:24,043	00:21,340	00:25,109	216,00	11:13:11
8	PIT	00:21,246	00:24,418	00:22,167	00:32,033	213,86	11:14:51
9	06:57,958	05:35,018	00:27,183	00:27,712	00:28,045		11:21:49
10	01:34,084	00:21,903	00:25,055	00:21,734	00:25,392	213,86	11:23:23
11	01:32,228	00:21,257	00:24,274	00:21,280	00:25,417	210,39	11:24:55
12	01:31,883	00:21,229	00:24,074	00:21,414	00:25,166	211,76	11:26:27
13	01:31,813	00:21,315	00:24,030	00:21,246	00:25,222	212,46	11:27:59
14	01:34,027	00:21,318	00:24,033	00:22,464	00:26,212	212,46	11:29:33
15	01:32,244	00:21,442	00:24,011	00:21,308	00:25,483	211,76	11:31:05
16	01:31,702	00:21,275	00:23,982	00:21,256	00:25,189	213,16	11:32:37
17	01:31,768	00:21,281	00:23,955	00:21,210	00:25,322	211,76	11:34:09
18	PIT	00:23,095	00:28,889	00:23,858	00:33,054	211,76	11:35:58
19	10:57,395	09:42,122	00:26,023	00:22,822	00:26,428		11:46:55
20	01:32,573	00:21,380	00:24,089	00:21,617	00:25,487	211,07	11:48:28
21	01:32,850	00:21,412	00:24,442	00:21,503	00:25,493	213,16	11:50:00
22	01:32,052	00:21,347	00:24,084	00:21,249	00:25,372	216,72	11:51:32
23	01:32,514	00:21,363	00:24,292	00:21,489	00:25,370	216,72	11:53:05
24	PIT	00:21,182	00:25,169	00:23,748	00:34,895	216,72	11:54:50

71		CORDEEL, Amaury		FA RACING			
		BEL		P.Vmax: 25		T. Ideal: 02:09,953	
Lap	Time	Sector 1	Sector 2	Sector 3	Sector 4	V.Max	Hour
1	PIT	17:56,277	00:28,411	00:21,981	00:29,435		11:19:09
2	PIT	00:54,228	00:24,805	00:21,485	00:34,345		11:21:24

72		GARCIA, Marta		FA RACING			
		SPA		P.Vmax: 10		T. Ideal: 01:31,180	
Lap	Time	Sector 1	Sector 2	Sector 3	Sector 4	V.Max	Hour
1	START	05:59,484	00:26,715	00:22,582	00:26,156		11:07:08
2	01:33,218	00:21,632	00:24,583	00:21,465	00:25,538	211,76	11:08:41
3	01:33,554	00:21,351	00:24,392	00:21,461	00:26,350	213,86	11:10:15
4	PIT	00:22,217	00:25,498	00:22,895	00:32,437	213,86	11:11:58
5	15:16,563	14:02,929	00:26,003	00:21,850	00:25,781		11:27:15
6	01:33,681	00:22,406	00:24,411	00:21,399	00:25,465	208,36	11:28:48
7	01:32,023	00:21,326	00:24,139	00:21,313	00:25,245	212,46	11:30:20
8	01:31,656	00:21,182	00:24,056	00:21,144	00:25,274	213,16	11:31:52
9	01:31,711	00:21,192	00:24,129	00:21,242	00:25,148	212,46	11:33:24
10	01:31,674	00:21,169	00:24,017	00:21,222	00:25,266	213,16	11:34:55
11	01:31,483	00:21,190	00:23,926	00:21,199	00:25,168	211,76	11:36:27
12	01:31,383	00:21,086	00:24,008	00:21,231	00:25,058	213,16	11:37:58





Circuit de la C.Valenciana

TEST FORMULA RENAULT

ANALYSIS / SECTORS Pre-Season 1 F Eurocup F. Renault

13	01:41,878	00:21,147	00:26,656	00:28,625	00:25,450	213,16	11:39:40	20	01:30,181	00:20,850	00:23,526	00:20,909	00:24,896	212,46	11:51:09
14	NULL	00:21,172	00:24,016	00:21,302	00:25,040	213,16	11:41:12	21	PIT	00:20,890	00:23,633	00:21,075	00:30,387	212,46	11:52:45
15	01:31,660	00:21,070	00:24,021	00:21,347	00:25,222	213,86	11:42:43								
16	01:31,440	00:21,149	00:23,991	00:21,247	00:25,053	212,46	11:44:15								
17	PIT	00:21,874	00:29,032	00:23,719	00:34,485	214,57	11:46:04								
18	PIT	05:30,929	00:27,155	00:22,225	00:32,364		11:52:57								
19	PIT	00:52,828	00:25,098	00:22,096	00:32,137		11:55:09								

73	VAN DER HELM, Tijmen	FA RACING					
	NED	P.Vmax: 24 T. Ideal: 01:32,739					
Lap	Time	Sector 1	Sector 2	Sector 3	Sector 4	V.Max	Hour
1	START	53:02,484	00:25,435	00:22,026	00:25,549		11:54:09
2	01:32,739	00:21,469	00:24,306	00:21,513	00:25,451	211,76	11:55:42

91	ARON, Paul	ART GRAND PRIX					
	EST	P.Vmax: 10 T. Ideal: 01:29,741					
Lap	Time	Sector 1	Sector 2	Sector 3	Sector 4	V.Max	Hour
1	START	03:34,284	00:28,244	00:23,183	00:26,801		11:04:46
2	01:34,401	00:22,240	00:24,675	00:21,928	00:25,558	206,37	11:06:20
3	01:31,519	00:21,526	00:23,901	00:21,068	00:25,024	208,36	11:07:52
4	01:31,292	00:20,919	00:23,660	00:21,418	00:25,295	212,46	11:09:23
5	01:30,864	00:20,935	00:23,979	00:21,013	00:24,937	214,57	11:10:54
6	01:29,956	00:20,836	00:23,489	00:20,858	00:24,773	209,03	11:12:24
7	01:43,124	00:23,213	00:28,935	00:26,064	00:24,912	213,86	11:14:07
8	01:30,068	00:20,693	00:23,613	00:20,960	00:24,802	213,16	11:15:37
9	PIT	00:20,791	00:26,346	00:24,643	00:32,669	214,57	11:17:21
10	19:42,627	18:27,116	00:26,814	00:22,367	00:26,330		11:37:04
11	01:33,445	00:21,906	00:24,261	00:21,740	00:25,538	203,77	11:38:38
12	01:31,501	00:21,374	00:24,006	00:21,118	00:25,003	209,71	11:40:09
13	01:30,254	00:20,881	00:23,541	00:20,996	00:24,836	209,71	11:41:39
14	01:30,698	00:20,896	00:23,636	00:21,086	00:25,080	213,16	11:43:10
15	01:40,657	00:20,967	00:27,315	00:27,286	00:25,089	211,07	11:44:51
16	01:30,034	00:20,750	00:23,617	00:20,920	00:24,747	211,07	11:46:21
17	01:33,304	00:20,975	00:26,020	00:21,485	00:24,824	211,76	11:47:54
18	01:29,886	00:20,647	00:23,594	00:20,887	00:24,758	209,71	11:49:24
19	PIT	00:21,354	00:27,523	00:28,453	00:34,531	210,39	11:51:16

92	MARTINS, Victor	ART GRAND PRIX					
	FRA	P.Vmax: 10 T. Ideal: 01:29,636					
Lap	Time	Sector 1	Sector 2	Sector 3	Sector 4	V.Max	Hour
1	START	03:07,758	00:28,526	00:24,599	00:28,255		11:04:22
2	01:41,382	00:25,647	00:26,218	00:23,413	00:26,104	144,97	11:06:04
3	01:30,867	00:21,229	00:23,717	00:20,998	00:24,923	210,39	11:07:35
4	01:30,278	00:20,925	00:23,537	00:20,883	00:24,933	211,76	11:09:05
5	01:29,844	00:20,822	00:23,426	00:20,871	00:24,725	211,76	11:10:35
6	01:37,288	00:20,769	00:23,462	00:24,228	00:28,829	213,16	11:12:12
7	01:29,819	00:20,825	00:23,469	00:20,794	00:24,731	211,76	11:13:42
8	01:29,864	00:20,794	00:23,463	00:20,960	00:24,647	212,46	11:15:12
9	01:29,840	00:20,819	00:23,427	00:20,860	00:24,734	212,46	11:16:42
10	PIT	00:20,779	00:23,990	00:20,959	00:31,027	213,86	11:18:18
11	18:54,815	17:37,186	00:27,237	00:23,304	00:27,088		11:37:13
12	01:39,236	00:24,646	00:25,422	00:22,857	00:26,311	133,88	11:38:52
13	01:30,591	00:20,936	00:23,703	00:20,993	00:24,959	209,03	11:40:23
14	01:30,160	00:20,879	00:23,558	00:20,890	00:24,833	211,07	11:41:53
15	01:30,341	00:20,834	00:23,621	00:21,092	00:24,794	211,76	11:43:24
16	01:34,700	00:20,931	00:23,626	00:23,292	00:26,851	209,71	11:44:58
17	01:30,000	00:20,806	00:23,471	00:20,858	00:24,865	214,57	11:46:28
18	01:39,901	00:20,839	00:26,810	00:24,654	00:27,598	213,86	11:48:08
19	01:30,263	00:20,838	00:23,557	00:20,945	00:24,923	214,57	11:49:38

93	SAUCY, Grégoire	ART GRAND PRIX					
	CHE	P.Vmax: 5 T. Ideal: 01:30,018					
Lap	Time	Sector 1	Sector 2	Sector 3	Sector 4	V.Max	Hour
1	START	02:54,950	00:28,572	00:24,818	00:28,504		11:04:10
2	01:38,656	00:25,055	00:24,578	00:23,385	00:25,638	137,29	11:05:49
3	01:31,587	00:21,326	00:24,101	00:21,139	00:25,021	210,39	11:07:20
4	01:31,269	00:21,201	00:23,894	00:21,145	00:25,029	211,76	11:08:52
5	01:31,448	00:21,431	00:23,639	00:21,489	00:24,889	211,07	11:10:23
6	01:31,386	00:21,035	00:24,054	00:21,254	00:25,043	211,76	11:11:55
7	01:30,850	00:21,009	00:23,835	00:21,007	00:24,999	212,46	11:13:25
8	01:30,821	00:21,090	00:23,641	00:21,175	00:24,915	213,86	11:14:56
9	01:30,759	00:21,028	00:23,706	00:21,146	00:24,879	209,71	11:16:27
10	PIT	00:21,208	00:23,614	00:21,109	00:30,443	212,46	11:18:03
11	19:18,017	18:00,696	00:27,209	00:23,346	00:26,766		11:37:21
12	01:35,952	00:22,114	00:24,586	00:22,395	00:26,857	205,06	11:38:57
13	01:31,524	00:21,361	00:24,066	00:21,126	00:24,971	213,86	11:40:29
14	01:30,864	00:20,968	00:23,745	00:20,971	00:25,180	213,86	11:42:00
15	01:30,340	00:20,993	00:23,469	00:21,013	00:24,865	211,76	11:43:30
16	01:30,466	00:20,964	00:23,614	00:20,937	00:24,951	213,16	11:45:00
17	01:30,347	00:20,793	00:23,709	00:20,987	00:24,858	214,57	11:46:31
18	01:30,226	00:20,754	00:23,643	00:20,941	00:24,888	216,00	11:48:01
19	01:30,316	00:20,809	00:23,577	00:20,982	00:24,948	213,86	11:49:31
20	PIT	00:21,411	00:24,063	00:21,319	00:30,704	213,86	11:51:09

