

TEST FORMULA RENAULT

March 11th-12th 2020

Length: 4005 metros

Results						Pre-Season 1 E				Eurocup F. Renault			
Pos.	N.	Driver	Team	Car	Nat.	Best Lap	iL	Laps	Gap	Interval	Speed	Cat.	Gr.
1	41	BELOV,Mikhael	M2 COMP.	F.RENAULT	RUS	01:29,342	15	17			161,38	FR	R
2	91	ARON,Paul	ART GRAND PRIX	F. RENAULT	EST	01:29,487	9	15	00:00,145	00:00,145	161,12	FR	R
3	53	COLOMBO,Lorenzo	BHAITECH	F. RENAULT	ITA	01:29,517	21	25	00:00,175	00:00,030	161,06	FR	
4	92	MARTINS,Victor	ART GRAND PRIX	F. RENAULT	FRA	01:29,527	8	15	00:00,185	00:00,010	161,05	FR	
5	93	SAUCY,Grégoire	ART GRAND PRIX	F. RENAULT	CHE	01:29,789	9	15	00:00,447	00:00,262	160,58	FR	
6	1	COLLET,Caio	R-ACE GP	F. RENAULT	BRA	01:29,797	24	25	00:00,455	00:00,008	160,56	FR	
7	27	DE WILDE,Ugo	ARDEN	F. RENAULT	BEL	01:29,986	19	21	00:00,644	00:00,189	160,22	FR	
8	20	WALLS,Jackson	ARDEN	F. RENAULT	AUS	01:30,239	17	19	00:00,897	00:00,253	159,78	FR	
9	3	PTACEK,Petr	R-ACE GP	F. RENAULT	CZE	01:30,243	14	22	00:00,901	00:00,004	159,77	FR	
10	38	ALATALO,William	JD MS	F. RENAULT	FIN	01:30,485	8	10	00:01,143	00:00,242	159,34	FR	R
11	71	CORDEEL,Amaury	FA RACING	F. RENAULT	BEL	01:30,586	9	13	00:01,244	00:00,101	159,16	FR	
12	52	MARINANGELI,Nicola	BHAITECH	F. RENAULT	ITA	01:30,602	22	24	00:01,260	00:00,016	159,14	FR	R
13	12	GHIRETTI,Alessandro	MP MS	F. RENAULT	FRA	01:30,619	9	10	00:01,277	00:00,017	159,11	FR	R
14	14	DAVID,Hadrien	MP MS	F. RENAULT	FRA	01:30,811	10	11	00:01,469	00:00,192	158,77	FR	R
15	72	GARCIA,Marta	FA RACING	F. RENAULT	SPA	01:30,861	11	25	00:01,519	00:00,050	158,68	FR	
16	51	TOTH,Laszlo	BHAITECH	F. RENAULT	HUN	01:30,915	21	22	00:01,573	00:00,054	158,59	FR	R
17	42	USHIJIMA,Reece	M2 COMP.	F. RENAULT	JPN	01:30,973	13	19	00:01,631	00:00,058	158,49	FR	R
18	62	GARCIA,Belen	GRS	F. RENAULT	SPA	01:30,984	19	21	00:01,642	00:00,011	158,47	FR	R
19	33	SMITH,Tommy	JD MS	F. RENAULT	AUS	01:30,985	8	13	00:01,643	00:00,001	158,47	FR	
20	11	QUINN,Alex	MP MS	F. RENAULT	BEL	01:31,113	9	11	00:01,771	00:00,128	158,24	FR	R
21	21	DE GERUS,Reshad	ARDEN	F. RENAULT	FRA	01:31,161	21	22	00:01,819	00:00,048	158,16	FR	R
22	61	LLOVERAS,Xavier	GRS	F. RENAULT	SPA	01:31,867	8	16	00:02,525	00:00,706	156,94	FR	
23	43	WOHLWEND,Fabienne	M2 COMP.	F.RENAULT	LIE	01:31,987	21	25	00:02,645	00:00,120	156,74	FR	
24	73	VAN DER HELM,Tijmen	FA RACING	F. RENAULT	NED	01:32,085	13	15	00:02,743	00:00,098	156,57	FR	
25	2	MAINI,Kush	R-ACE GP	F. RENAULT	IND	START	1	2				FR	

Circuit de la C.Valenciana

Final Official

Provisional Official

Length: 4005 m. Hour: 08:59

Stewards

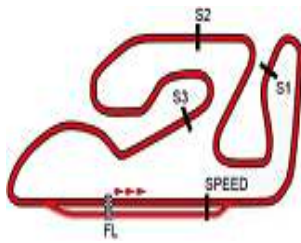
Hour:

C.of the Course:

Hour: 12/03/2020

C.Timekeeper:

Hour: 9:57:53



Circuit de la C.Valenciana

TEST FORMULA RENAULT

ANALYSIS / SECTORS Pre-Season 1 E Eurocup F. Renault

1		COLLET,Caio BRA		R-ACE GP			
				P.Vmax: 8		T. Ideal: 01:29,618	
Lap	Time	Sector 1	Sector 2	Sector 3	Sector 4	V.Max	Hour
1	START	01:02,430	00:29,530	00:24,100	00:28,000		09:02:17
2	01:38,455	00:24,165	00:25,829	00:22,087	00:26,374	183,57	09:03:55
3	01:35,409	00:22,077	00:25,087	00:22,083	00:26,162	209,03	09:05:31
4	01:36,076	00:21,169	00:24,092	00:24,487	00:26,328	213,16	09:07:07
5	01:30,709	00:20,926	00:23,842	00:21,006	00:24,935	213,16	09:08:37
6	01:30,321	00:20,741	00:23,712	00:20,984	00:24,884	213,16	09:10:08
7	01:30,339	00:20,722	00:23,624	00:20,969	00:25,024	215,28	09:11:38
8	01:37,663	00:22,565	00:25,674	00:22,568	00:26,856	213,16	09:13:16
9	01:30,251	00:20,748	00:23,691	00:20,979	00:24,833	213,86	09:14:46
10	NULL	00:20,631	00:23,591	00:20,889	00:24,739	213,86	09:16:16
11	PIT	00:20,586	00:23,550	00:20,833	00:28,887	214,57	09:17:50
12	09:40,977	08:28,141	00:25,222	00:21,779	00:25,835		09:27:31
13	01:35,572	00:21,987	00:25,149	00:22,659	00:25,777	207,69	09:29:06
14	01:31,514	00:20,774	00:23,887	00:21,973	00:24,880	213,16	09:30:38
15	01:29,953	00:20,688	00:23,565	00:20,949	00:24,751	212,46	09:32:08
16	01:34,869	00:21,146	00:26,201	00:21,954	00:25,568	213,16	09:33:43
17	PIT	00:20,703	00:23,633	00:21,727	00:28,415	213,16	09:35:17
18	09:48,754	08:35,882	00:25,436	00:21,772	00:25,664		09:45:06
19	01:37,722	00:21,775	00:24,302	00:21,964	00:29,681	211,07	09:46:44
20	01:30,287	00:20,701	00:23,835	00:21,019	00:24,732	213,86	09:48:14
21	01:29,923	00:20,753	00:23,610	00:20,880	00:24,680	213,86	09:49:44
22	01:34,546	00:21,305	00:25,243	00:22,032	00:25,966	213,16	09:51:18
23	01:30,023	00:20,775	00:23,593	00:20,896	00:24,759	213,16	09:52:48
24	01:29,797	00:20,609	00:23,519	00:20,935	00:24,734	213,16	09:54:18
25	PIT	00:20,592	00:23,547	00:20,922	00:28,422	211,76	09:55:52

2		MAINI,Kush IND		R-ACE GP			
				P.Vmax: 25		T. Ideal: 01:37,167	
Lap	Time	Sector 1	Sector 2	Sector 3	Sector 4	V.Max	Hour
1	START	01:13,630	00:28,300	00:24,100	00:27,001		09:02:26
2	PIT	00:22,934	00:25,331	00:21,901	00:36,495	196,96	09:04:12

3		PTACEK,Petr CZE		R-ACE GP			
				P.Vmax: 5		T. Ideal: 01:29,883	
Lap	Time	Sector 1	Sector 2	Sector 3	Sector 4	V.Max	Hour
1	START	01:20,191	00:29,850	00:24,599	00:27,472		09:02:35
2	01:40,153	00:23,527	00:26,084	00:23,266	00:27,276	201,87	09:04:15
3	01:35,227	00:22,383	00:24,896	00:22,534	00:25,414	209,03	09:05:50
4	01:31,417	00:21,330	00:23,963	00:21,136	00:24,988	213,16	09:07:22
5	01:32,057	00:20,989	00:24,873	00:21,245	00:24,950	213,86	09:08:54
6	01:30,498	00:20,911	00:23,696	00:21,114	00:24,777	214,57	09:10:24
7	01:31,402	00:20,717	00:24,620	00:21,248	00:24,817	214,57	09:11:56
8	01:30,362	00:20,914	00:23,694	00:21,025	00:24,729	214,57	09:13:26
9	PIT	00:20,768	00:23,532	00:21,026	00:30,788	214,57	09:15:02
10	10:22,260	09:04,316	00:29,322	00:23,581	00:25,041		09:25:24
11	01:30,692	00:21,046	00:23,683	00:21,110	00:24,853	213,86	09:26:55
12	01:31,424	00:20,978	00:23,741	00:21,099	00:25,606	215,28	09:28:26
13	01:30,746	00:21,054	00:23,797	00:21,086	00:24,809	214,57	09:29:57
14	01:30,243	00:20,902	00:23,626	00:21,046	00:24,669	214,57	09:31:27
15	01:30,246	00:20,806	00:23,790	00:20,965	00:24,685	214,57	09:32:58
16	PIT	00:20,826	00:23,750	00:21,113	00:30,404	216,00	09:34:34
17	09:56,548	08:45,163	00:25,041	00:21,413	00:24,931		09:44:30
18	01:31,002	00:21,009	00:23,930	00:21,041	00:25,022	214,57	09:46:01
19	01:30,714	00:20,905	00:23,682	00:21,148	00:24,979	213,86	09:47:32
20	01:30,508	00:20,857	00:23,725	00:21,119	00:24,807	215,28	09:49:03

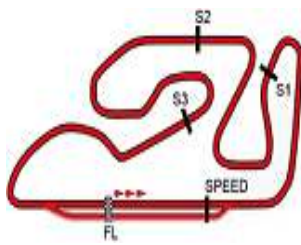
11		QUINN,Alex BEL		MP MS			
				P.Vmax: 2		T. Ideal: 01:30,936	
Lap	Time	Sector 1	Sector 2	Sector 3	Sector 4	V.Max	Hour
1	START	03:19,485	00:28,866	00:24,502	00:28,596		09:04:34
2	01:39,139	00:24,158	00:25,989	00:22,484	00:26,508	182,54	09:06:13
3	01:33,447	00:22,076	00:24,356	00:21,506	00:25,509	213,86	09:07:47
4	01:32,009	00:21,396	00:24,126	00:21,216	00:25,271	213,86	09:09:19
5	01:32,925	00:21,371	00:24,141	00:22,084	00:25,329	214,57	09:10:52
6	01:31,871	00:21,215	00:24,193	00:21,271	00:25,192	214,57	09:12:24
7	01:31,930	00:21,263	00:24,336	00:21,275	00:25,056	215,28	09:13:56
8	01:36,564	00:21,135	00:24,050	00:22,319	00:29,060	216,72	09:15:32
9	01:31,113	00:21,030	00:23,963	00:21,223	00:24,897	214,57	09:17:03
10	01:31,136	00:21,107	00:23,948	00:21,139	00:24,942	216,00	09:18:34
11	PIT	00:21,139	00:23,930	00:21,079	00:29,891	216,00	09:20:10

12		GHIRETTI,Alessandro FRA		MP MS			
				P.Vmax: 8		T. Ideal: 01:30,567	
Lap	Time	Sector 1	Sector 2	Sector 3	Sector 4	V.Max	Hour
1	START	04:09,949	00:27,847	00:24,374	00:27,909		09:05:23
2	01:38,502	00:22,295	00:25,184	00:23,772	00:27,251	209,71	09:07:01
3	01:32,494	00:21,352	00:24,462	00:21,361	00:25,319	212,46	09:08:34
4	01:31,520	00:21,269	00:24,082	00:21,090	00:25,079	215,28	09:10:05
5	01:31,359	00:21,018	00:24,046	00:21,179	00:25,116	215,28	09:11:37
6	01:31,077	00:20,909	00:23,882	00:21,193	00:25,093	214,57	09:13:08
7	01:42,297	00:22,788	00:28,787	00:24,736	00:25,986	213,86	09:14:50
8	01:32,690	00:20,927	00:24,832	00:21,635	00:25,296	214,57	09:16:23
9	01:30,619	00:20,872	00:23,827	00:21,051	00:24,869	213,16	09:17:53
10	PIT	00:20,820	00:23,891	00:21,068	00:28,391	214,57	09:19:28

14		DAVID,Hadrien FRA		MP MS			
				P.Vmax: 20		T. Ideal: 01:30,779	
Lap	Time	Sector 1	Sector 2	Sector 3	Sector 4	V.Max	Hour
1	START	04:00,417	00:30,179	00:24,623	00:28,802		09:05:17
2	01:41,928	00:23,532	00:27,022	00:23,179	00:28,195	187,83	09:06:59
3	01:32,669	00:21,497	00:24,341	00:21,535	00:25,296	211,76	09:08:31
4	01:31,517	00:21,096	00:23,966	00:21,275	00:25,180	211,07	09:10:03
5	01:31,115	00:20,969	00:23,885	00:21,168	00:25,093	212,46	09:11:34
6	01:33,366	00:20,889	00:24,109	00:21,243	00:27,125	213,16	09:13:07
7	01:35,612	00:24,049	00:24,886	00:21,450	00:25,227	181,01	09:14:43
8	01:30,901	00:20,932	00:23,844	00:21,099	00:25,026	211,76	09:16:14
9	01:31,095	00:20,892	00:23,934	00:21,180	00:25,089	212,46	09:17:45
10	01:30,811	00:20,824	00:23,861	00:21,114	00:25,012	213,16	09:19:16
11	PIT	00:20,982	00:23,852	00:21,445	00:29,340	211,76	09:20:51

20		WALLS,Jackson AUS		ARDEN			
				P.Vmax: 14		T. Ideal: 01:30,222	
Lap	Time	Sector 1	Sector 2	Sector 3	Sector 4	V.Max	Hour
1	START	08:00,916	00:29,447	00:23,494	00:27,822		09:09:14
2	01:38,141	00:22,656	00:26,071	00:22,189	00:27,225	212,46	09:10:53
3	01:32,882	00:21,611	00:24,482	00:21,510	00:25,279	213,16	09:12:25
4	01:32,364	00:21,404	00:24,429	00:21,476	00:25,055	213,86	09:13:58
5	01:31,556	00:21,089	00:24,073	00:21,206	00:25,188	213,16	09:15:29
6	01:31,560	00:20,946	00:24,286	00:21,378	00:24,950	213,86	09:17:01
7	01:30,872	00:20,924	00:23,867	00:21,232	00:24,849	212,46	09:18:32
8	01:30,890	00:20,852	00:23,869	00:21,287	00:24,882	213,16	09:20:03
9	PIT	00:21,010	00:24,105	00:21,500	00:28,996	213,86	09:21:38
10	13:53,236	12:26,376	00:32,424	00:24,155	00:30,281		09:35:32





Circuit de la C.Valenciana

TEST FORMULA RENAULT

ANALYSIS / SECTORS Pre-Season 1 E Eurocup F. Renault

Table with 8 columns: Lap, Time, Sector 1, Sector 2, Sector 3, Sector 4, V.Max, Hour. Rows 11-19 showing driver data.

Table for driver 21 DE GERUS,Reshad (FRA). Includes driver info, P.Vmax: 14, T. Ideal: 01:30,972 and a detailed lap-by-lap sector breakdown.

Table for driver 27 DE WILDE,Ugo (BEL). Includes driver info, P.Vmax: 5, T. Ideal: 01:29,986 and a detailed lap-by-lap sector breakdown.

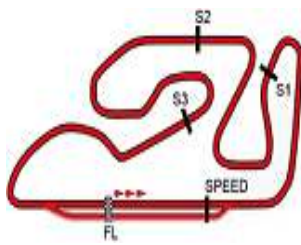
Table for driver 33 SMITH,Tommy (AUS). Includes driver info, JD MS, P.Vmax: 24, T. Ideal: 01:30,671 and a detailed lap-by-lap sector breakdown.

Table for driver 38 ALATALO,William (FIN). Includes driver info, JD MS, P.Vmax: 8, T. Ideal: 01:30,350 and a detailed lap-by-lap sector breakdown.

Table for driver 41 BELOV,Mikhael (RUS). Includes driver info, M2 COMP., P.Vmax: 2, T. Ideal: 01:29,342 and a detailed lap-by-lap sector breakdown.

Table for driver 42 USHIJIMA,Reece (JPN). Includes driver info, M2 COMP., P.Vmax: 12, T. Ideal: 01:30,770 and a detailed lap-by-lap sector breakdown.





Circuit de la C.Valenciana

TEST FORMULA RENAULT

ANALYSIS / SECTORS Pre-Season 1 E Eurocup F. Renault

14	PIT	00:21,156	00:24,339	00:21,352	00:37,581	213,86	09:44:21
15	PIT	08:01,481	00:35,350	00:32,113	00:41,195		09:54:11

91		ARON,Paul		ART GRAND PRIX			
EST				P.Vmax: 20		T. Ideal: 01:29,465	
Lap	Time	Sector 1	Sector 2	Sector 3	Sector 4	V.Max	Hour
1	START	12:49,265	00:30,404	00:24,879	00:29,155		09:14:06
2	01:40,549	00:22,693	00:25,904	00:23,874	00:28,078	205,06	09:15:47
3	01:40,973	00:21,941	00:24,469	00:28,878	00:25,685	206,37	09:17:28
4	01:30,904	00:21,195	00:23,907	00:20,970	00:24,832	213,16	09:18:59
5	01:30,543	00:20,773	00:23,907	00:20,921	00:24,942	212,46	09:20:29
6	01:29,802	00:20,794	00:23,522	00:20,850	00:24,636	212,46	09:21:59
7	01:44,196	00:20,661	00:23,434	00:25,543	00:34,558	211,76	09:23:43
8	01:29,767	00:20,734	00:23,465	00:20,879	00:24,689	211,07	09:25:13
9	01:29,487	00:20,680	00:23,399	00:20,769	00:24,639	211,76	09:26:43
10	PIT	00:20,778	00:27,728	00:25,077	00:34,202	213,16	09:28:30
11	10:47,818	09:26,859	00:27,597	00:24,878	00:28,484		09:39:18
12	PIT	00:21,908	00:25,267	00:22,257	00:36,186	205,06	09:41:04
13	02:37,218	01:20,312	00:25,494	00:25,374	00:26,038		09:43:41
14	PIT	00:21,764	00:24,194	00:21,525	00:37,771	203,77	09:45:26
15	PIT	00:59,064	00:24,295	00:21,446	00:31,027		09:47:42

92		MARTINS,Victor		ART GRAND PRIX			
FRA				P.Vmax: 14		T. Ideal: 01:29,398	
Lap	Time	Sector 1	Sector 2	Sector 3	Sector 4	V.Max	Hour
1	START	12:57,625	00:31,832	00:25,174	00:28,570		09:14:16
2	01:41,782	00:23,659	00:27,448	00:23,345	00:27,330	202,50	09:15:58
3	01:34,182	00:21,245	00:24,086	00:21,143	00:27,708	211,76	09:17:32
4	01:30,841	00:21,107	00:23,844	00:20,996	00:24,894	213,16	09:19:03
5	01:29,796	00:20,807	00:23,542	00:20,799	00:24,648	213,86	09:20:33
6	01:34,928	00:20,861	00:23,495	00:21,628	00:28,944	213,16	09:22:07
7	01:29,787	00:20,798	00:23,421	00:20,779	00:24,789	211,76	09:23:37
8	01:29,527	00:20,763	00:23,284	00:20,857	00:24,623	211,76	09:25:07
9	01:29,662	00:20,714	00:23,400	00:20,777	00:24,771	213,16	09:26:36
10	PIT	00:22,898	00:27,314	00:20,965	00:31,032	211,76	09:28:19
11	11:20,486	10:02,690	00:27,331	00:23,195	00:27,270		09:39:39
12	PIT	00:22,749	00:25,369	00:22,647	00:37,293	207,03	09:41:27
13	02:29,880	01:11,870	00:26,734	00:23,971	00:27,305		09:43:57
14	PIT	00:22,413	00:23,940	00:21,575	00:35,614	209,03	09:45:41
15	PIT	01:01,774	00:26,971	00:26,363	00:34,528		09:48:10

93		SAUCY,Grégoire		ART GRAND PRIX			
CHE				P.Vmax: 14		T. Ideal: 01:29,634	
Lap	Time	Sector 1	Sector 2	Sector 3	Sector 4	V.Max	Hour
1	START	13:05,049	00:31,127	00:26,354	00:28,579		09:14:24
2	01:40,442	00:23,640	00:26,904	00:22,941	00:26,957	207,69	09:16:04
3	01:32,694	00:21,737	00:24,582	00:21,363	00:25,012	211,76	09:17:37
4	01:30,765	00:20,939	00:23,880	00:21,039	00:24,907	213,16	09:19:08
5	01:30,628	00:20,852	00:23,642	00:21,166	00:24,968	211,76	09:20:38
6	01:30,105	00:20,759	00:23,621	00:21,039	00:24,686	213,86	09:22:09
7	01:37,953	00:22,270	00:27,623	00:22,753	00:25,307	212,46	09:23:46
8	01:29,888	00:20,809	00:23,566	00:20,825	00:24,688	213,86	09:25:16
9	01:29,789	00:20,831	00:23,392	00:20,797	00:24,769	211,76	09:26:46
10	PIT	00:20,923	00:23,673	00:21,203	00:30,538	212,46	09:28:22
11	11:24,054	10:05,433	00:28,010	00:23,459	00:27,152		09:39:47
12	PIT	00:22,930	00:25,228	00:22,240	00:39,245	205,06	09:41:36
13	02:28,593	01:13,332	00:25,084	00:23,937	00:26,240		09:44:05
14	PIT	00:21,924	00:24,357	00:21,797	00:38,484	209,03	09:45:51
15	PIT	01:04,469	00:24,758	00:21,941	00:35,442		09:48:18



CRONOCIRCUIT: crono@circuitvalencia.com

