

**TEST FORMULA RENAULT**

March 11th-12th 2020

Length: 4005 metros

Results						Pre-Season 1 C				Eurocup F. Renault			
Pos.	N.	Driver	Team	Car	Nat.	Best Lap	iL	Laps	Gap	Interval	Speed	Cat.	Gr.
1	53	COLOMBO,Lorenzo	BHAITECH	F. RENAULT	ITA	<b>01:29,722</b>	13	14			160,7	FR	
2	41	BELOV,Mikhael	M2 COMP.	F. RENAULT	RUS	01:30,265	7	15	00:00,543	00:00,543	159,73	FR	R
3	38	ALATALO,William	JD MS	F. RENAULT	FIN	01:30,499	17	18	00:00,777	00:00,234	159,32	FR	R
4	92	MARTINS,Victor	ART GRAND PRIX	F. RENAULT	FRA	01:30,568	10	17	00:00,846	00:00,069	159,2	FR	
5	2	MAINI,Kush	R-ACE GP	F. RENAULT	IND	01:30,898	10	14	00:01,176	00:00,330	158,62	FR	
6	51	TOTH,Laszlo	BHAITECH	F. RENAULT	HUN	01:31,142	17	19	00:01,420	00:00,244	158,19	FR	R
7	93	SAUCY,Grégoire	ART GRAND PRIX	F. RENAULT	CHE	01:31,170	11	17	00:01,448	00:00,028	158,14	FR	
8	27	DE WILDE,Ugo	ARDEN	F. RENAULT	BEL	01:31,247	11	15	00:01,525	00:00,077	158,01	FR	
9	91	ARON,Paul	ART GRAND PRIX	F. RENAULT	EST	01:31,280	6	17	00:01,558	00:00,033	157,95	FR	R
10	61	LLOVERAS,Xavier	GRS	F. RENAULT	SPA	01:31,326	8	19	00:01,604	00:00,046	157,87	FR	
11	20	WALLS,Jackson	ARDEN	F. RENAULT	AUS	01:31,730	9	15	00:02,008	00:00,404	157,18	FR	
12	11	QUINN,Alex	MP MS	F. RENAULT	BEL	01:31,759	8	16	00:02,037	00:00,029	157,13	FR	R
13	14	DAVID,Hadrien	MP MS	F. RENAULT	FRA	01:31,782	7	13	00:02,060	00:00,023	157,09	FR	R
14	3	PTACEK,Petr	R-ACE GP	F. RENAULT	CZE	01:31,792	11	13	00:02,070	00:00,010	157,07	FR	
15	12	GHIRETTI,Alessandro	MP MS	F. RENAULT	FRA	01:31,835	9	15	00:02,113	00:00,043	157	FR	R
16	52	MARINANGELI,Nicola	BHAITECH	F. RENAULT	ITA	01:31,960	16	17	00:02,238	00:00,125	156,79	FR	R
17	71	CORDEEL,Amaury	FA RACING	F. RENAULT	BEL	01:31,963	8	11	00:02,241	00:00,003	156,78	FR	
18	1	COLLET,Caio	R-ACE GP	F. RENAULT	BRA	01:32,027	6	12	00:02,305	00:00,064	156,67	FR	
19	42	USHIJIMA,Reece	M2 COMP.	F. RENAULT	JPN	01:32,192	15	18	00:02,470	00:00,165	156,39	FR	R
20	21	DE GERUS,Richard	ARDEN	F. RENAULT	FRA	01:32,393	4	12	00:02,671	00:00,201	156,05	FR	R
21	63	LUTHEN,Matthias	GRS	F. RENAULT	GER	01:32,404	13	18	00:02,682	00:00,011	156,03	FR	R
22	62	GARCIA,Belen	GRS	F. RENAULT	SPA	01:32,799	10	14	00:03,077	00:00,395	155,37	FR	R
23	33	SMITH,Tommy	JD MS	F. RENAULT	AUS	01:33,300	7	13	00:03,578	00:00,501	154,53	FR	

Circuit de la C.Valenciana

Final Official

Provisional Official

Length: 4005 m. Hour: 14:44

Stewards

Hour:

C.of the Course:

Hour: 11/03/2020

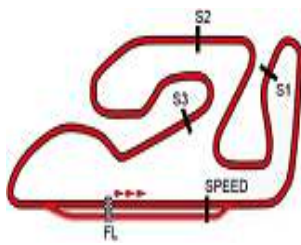
C.Timekeeper:

Hour: 15:28:25



CRONOCIRCUIT: crono@circuitvalencia.com





Circuit de la C.Valenciana

TEST FORMULA RENAULT

ANALYSIS / SECTORS Pre-Season 1 C Eurocup F. Renault

1		COLLET,Caio BRA		R-ACE GP			
				P.Vmax: 19		T. Ideal: 01:31,662	
Lap Time	Sector 1	Sector 2	Sector 3	Sector 4	V.Max	Hour	
1	START	05:23,088	00:27,557	00:23,065	00:26,523		14:51:35
2	01:35,477	00:22,917	00:24,955	00:21,717	00:25,888	203,13	14:53:10
3	01:40,905	00:21,754	00:26,257	00:27,346	00:25,548	209,71	14:54:51
4	01:32,439	00:21,494	00:24,223	00:21,328	00:25,394	210,39	14:56:23
5	01:36,223	00:23,134	00:26,604	<b>00:21,190</b>	00:25,295	<b>212,46</b>	14:58:00
6	<b>01:32,027</b>	00:21,314	00:24,146	00:21,306	00:25,261	210,39	14:59:32
7	NULL	00:21,435	00:24,141	00:21,498	00:25,197	211,76	15:01:04
8	PIT	00:21,322	00:24,094	00:21,280	00:29,818	211,07	15:02:40
9	15:39,579	14:22,121	00:25,634	00:21,622	00:30,202		15:18:20
10	01:32,258	00:21,702	00:24,151	00:21,275	<b>00:25,130</b>	208,36	15:19:52
11	01:32,776	00:21,573	00:24,043	00:21,393	00:25,767	210,39	15:21:25
12	PIT	<b>00:21,302</b>	<b>00:24,040</b>	00:21,352	00:34,945	210,39	15:23:07

2		MAINI,Kush IND		R-ACE GP			
				P.Vmax: 12		T. Ideal: 01:30,625	
Lap Time	Sector 1	Sector 2	Sector 3	Sector 4	V.Max	Hour	
1	START	05:21,735	00:28,340	00:25,389	00:26,664		14:51:37
2	01:35,374	00:23,594	00:25,030	00:21,586	00:25,164	195,77	14:53:12
3	01:31,211	00:21,096	00:24,037	00:21,166	00:24,912	210,39	14:54:43
4	01:31,227	00:21,032	00:23,981	00:21,115	00:25,099	210,39	14:56:14
5	01:31,226	00:21,013	00:24,122	<b>00:21,033</b>	00:25,058	210,39	14:57:46
6	01:31,093	00:21,058	<b>00:23,773</b>	00:21,290	00:24,972	211,07	14:59:17
7	01:44,555	00:22,598	00:35,451	00:21,447	00:25,059	211,07	15:01:01
8	01:31,064	<b>00:20,959</b>	00:23,916	00:21,210	00:24,979	211,76	15:02:32
9	01:31,016	00:21,120	00:23,936	00:21,089	00:24,871	211,76	15:04:03
10	<b>01:30,898</b>	00:21,057	00:23,918	00:21,063	<b>00:24,860</b>	211,76	15:05:34
11	PIT	00:21,727	00:26,386	00:21,992	00:36,565	211,07	15:07:21
12	12:11,295	10:50,274	00:30,181	00:25,531	00:25,309		15:19:32
13	01:31,112	00:21,257	00:23,810	00:21,100	00:24,945	210,39	15:21:03
14	PIT	00:21,131	00:23,835	00:21,189	00:35,133	<b>213,16</b>	15:22:45

3		PTACEK,Petr CZE		R-ACE GP			
				P.Vmax: 8		T. Ideal: 01:31,545	
Lap Time	Sector 1	Sector 2	Sector 3	Sector 4	V.Max	Hour	
1	START	04:46,611	00:30,052	00:24,780	00:28,279		14:51:04
2	01:40,735	00:24,564	00:27,175	00:23,071	00:25,925	192,28	14:52:45
3	01:42,447	00:22,344	00:26,791	00:25,023	00:28,289	209,71	14:54:27
4	01:32,460	00:21,465	00:24,302	00:21,386	00:25,307	212,46	14:56:00
5	01:32,513	00:21,324	00:24,317	00:21,431	00:25,441	213,16	14:57:32
6	01:32,145	00:21,326	00:24,220	00:21,406	00:25,193	213,16	14:59:04
7	01:32,098	00:21,282	00:24,242	00:21,424	00:25,150	<b>213,86</b>	15:00:36
8	01:31,801	00:21,323	<b>00:24,050</b>	<b>00:21,203</b>	00:25,225	<b>213,86</b>	15:02:08
9	PIT	00:21,248	00:24,206	00:21,292	00:30,372	<b>213,86</b>	15:03:45
10	14:44,724	13:31,865	00:26,208	00:21,450	00:25,201		15:18:30
11	<b>01:31,792</b>	00:21,293	00:24,158	00:21,250	<b>00:25,091</b>	211,76	15:20:02
12	01:31,798	<b>00:21,201</b>	00:24,084	00:21,295	00:25,218	213,16	15:21:34
13	PIT	00:21,262	00:24,063	00:21,231	00:41,159	213,16	15:23:21

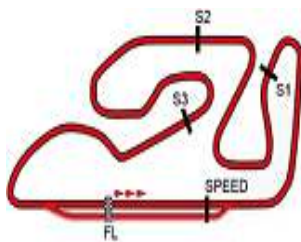
11		QUINN,Alex BEL		MP MS			
				P.Vmax: 8		T. Ideal: 01:31,648	
Lap Time	Sector 1	Sector 2	Sector 3	Sector 4	V.Max	Hour	
1	START	07:28,148	00:27,576	00:23,265	00:28,325		14:53:42
2	01:36,554	00:23,365	00:25,020	00:22,472	00:25,697	184,62	14:55:18
3	01:32,659	00:21,578	00:24,278	00:21,480	00:25,323	212,46	14:56:51
4	01:32,072	00:21,468	00:24,175	00:21,233	00:25,196	212,46	14:58:23
5	01:32,128	00:21,391	00:24,227	00:21,345	00:25,165	213,16	14:59:55

12		GHIRETTI,Alessandro FRA		MP MS			
				P.Vmax: 3		T. Ideal: 01:31,690	
Lap Time	Sector 1	Sector 2	Sector 3	Sector 4	V.Max	Hour	
1	START	03:49,522	00:27,337	00:23,825	00:27,672		14:50:03
2	01:36,757	00:22,961	00:25,194	00:22,677	00:25,925	205,71	14:51:39
3	01:35,162	00:21,797	00:25,587	00:22,160	00:25,618	211,07	14:53:15
4	01:33,449	00:21,536	00:24,512	00:21,830	00:25,571	212,46	14:54:48
5	01:32,709	00:21,417	00:24,333	00:21,486	00:25,473	<b>215,28</b>	14:56:21
6	01:33,878	00:21,813	00:24,673	00:21,701	00:25,691	212,46	14:57:55
7	01:32,198	00:21,340	00:24,216	00:21,303	00:25,339	211,76	14:59:27
8	01:32,375	00:21,388	00:24,266	00:21,385	<b>00:25,336</b>	212,46	15:00:59
9	<b>01:31,835</b>	00:21,220	<b>00:24,056</b>	<b>00:21,218</b>	00:25,341	212,46	15:02:31
10	01:40,267	00:21,393	00:24,645	00:25,806	00:28,423	213,86	15:04:11
11	NULL	<b>00:21,080</b>	00:24,089	00:21,317	00:25,415	213,16	15:05:43
12	PIT	00:21,394	00:24,560	00:21,455	00:32,007	211,76	15:07:23
13	PIT	05:47,014	00:24,918	00:21,577	00:29,465		15:14:26
14	PIT	01:01,949	00:24,461	00:21,334	00:28,659		15:16:42
15	PIT	00:59,106	00:27,583	00:23,739	00:28,301		15:19:01

14		DAVID,Hadrien FRA		MP MS			
				P.Vmax: 12		T. Ideal: 01:31,735	
Lap Time	Sector 1	Sector 2	Sector 3	Sector 4	V.Max	Hour	
1	START	05:53,184	00:27,933	00:23,211	00:26,537		14:52:05
2	01:33,953	00:22,005	00:24,720	00:21,705	00:25,523	209,71	14:53:39
3	01:32,252	00:21,279	00:24,304	00:21,376	00:25,293	210,39	14:55:11
4	01:32,321	00:21,274	00:24,368	00:21,401	00:25,278	211,76	14:56:44
5	01:32,393	00:21,456	00:24,243	00:21,370	00:25,324	<b>213,16</b>	14:58:16
6	01:31,965	<b>00:21,174</b>	00:24,196	00:21,273	00:25,322	<b>213,16</b>	14:59:48
7	<b>01:31,782</b>	00:21,221	<b>00:24,116</b>	<b>00:21,245</b>	<b>00:25,200</b>	<b>213,16</b>	15:01:20
8	01:33,925	00:21,262	00:25,345	00:21,958	00:25,360	212,46	15:02:54
9	01:32,242	00:21,337	00:24,282	00:21,289	00:25,334	211,07	15:04:26
10	PIT	00:21,324	00:24,497	00:21,371	00:29,399	212,46	15:06:03
11	08:57,192	07:44,602	00:25,408	00:21,541	00:25,641		15:15:00
12	01:33,049	00:21,674	00:24,455	00:21,501	00:25,419	210,39	15:16:33
13	PIT	00:24,399	00:32,253	00:23,654	00:30,258	211,76	15:18:23

20		WALLS,Jackson AUS		ARDEN			
				P.Vmax: 6		T. Ideal: 01:31,649	
Lap Time	Sector 1	Sector 2	Sector 3	Sector 4	V.Max	Hour	
1	START	04:49,334	00:28,594	00:27,687	00:26,798		14:51:07
2	01:36,164	00:22,498	00:26,081	00:21,976	00:25,609	205,71	14:52:43
3	01:35,997	00:22,427	00:26,335	00:21,578	00:25,657	213,16	14:54:19
4	01:32,791	00:21,431	00:24,445	00:21,440	00:25,475	213,16	14:55:52
5	01:32,517	00:21,522	00:24,269	00:21,514	00:25,212	213,86	14:57:24
6	01:32,409	00:21,347	00:24,467	00:21,409	00:25,186	211,07	14:58:57
7	01:47,156	00:21,513	00:25,135	00:27,932	00:32,576	213,16	15:00:44
8	01:32,289	00:21,515	00:24,182	00:21,320	00:25,272	213,16	15:02:16





Circuit de la C.Valenciana

**TEST FORMULA RENAULT**

**ANALYSIS / SECTORS Pre-Season 1 C Eurocup F. Renault**

9	01:31,730	00:21,254	00:24,074	00:21,243	00:25,159	214,57	15:03:48
10	01:32,435	00:21,253	00:24,011	00:21,226	00:25,945	211,76	15:05:20
11	01:32,497	00:21,525	00:24,246	00:21,355	00:25,371	213,16	15:06:53
12	01:51,357	00:28,411	00:30,389	00:26,296	00:26,261	187,28	15:08:44
13	01:32,394	00:21,412	00:24,024	00:21,740	00:25,218	211,76	15:10:17
14	01:31,891	00:21,376	00:24,067	00:21,278	00:25,170	212,46	15:11:48
15	PIT	00:21,601	00:25,138	00:23,379	00:33,391	212,46	15:13:32

<b>21</b>	<b>DE GERUS, Richard</b>	ARDEN					
	FRA	P.Vmax: 12 T. Ideal: 01:32,305					
Lap	Time	Sector 1	Sector 2	Sector 3	Sector 4	V.Max	Hour
1	START	12:24,625	00:26,338	00:22,447	00:26,271		14:58:34
2	01:36,230	00:22,013	00:24,789	00:22,495	00:26,933	211,76	15:00:10
3	01:32,884	00:21,502	00:24,466	00:21,389	00:25,527	212,46	15:01:43
4	01:32,393	00:21,495	00:24,275	00:21,374	00:25,249	212,46	15:03:16
5	01:32,621	00:21,453	00:24,482	00:21,335	00:25,351	213,16	15:04:48
6	01:40,932	00:21,600	00:25,062	00:25,475	00:28,795	212,46	15:06:29
7	NULL	00:21,675	00:24,491	00:21,329	00:25,347	211,07	15:08:02
8	01:32,954	00:21,574	00:24,307	00:21,586	00:25,487	211,07	15:09:35
9	01:32,722	00:21,613	00:24,274	00:21,423	00:25,412	211,76	15:11:08
10	PIT	00:21,543	00:24,495	00:21,443	00:32,445	211,07	15:12:48
11	PIT	03:30,510	00:27,350	00:23,566	00:32,520		15:17:42
12	PIT	00:59,085	00:27,272	00:21,682	00:30,716		15:20:00

<b>27</b>	<b>DE WILDE, Ugo</b>	ARDEN					
	BEL	P.Vmax: 8 T. Ideal: 01:31,211					
Lap	Time	Sector 1	Sector 2	Sector 3	Sector 4	V.Max	Hour
1	START	04:02,491	00:28,152	00:24,638	00:27,548		14:50:17
2	01:37,310	00:22,656	00:24,821	00:24,153	00:25,680	205,06	14:51:55
3	01:35,540	00:21,470	00:24,069	00:22,863	00:27,138	211,07	14:53:30
4	01:31,809	00:21,304	00:24,084	00:21,263	00:25,158	213,16	14:55:02
5	01:32,567	00:21,363	00:24,542	00:21,335	00:25,327	211,76	14:56:34
6	01:31,779	00:21,252	00:24,174	00:21,309	00:25,044	213,16	14:58:06
7	01:31,559	00:21,213	00:24,039	00:21,254	00:25,053	211,76	14:59:38
8	01:31,600	00:21,241	00:24,026	00:21,310	00:25,023	213,86	15:01:09
9	01:31,484	00:21,180	00:23,927	00:21,249	00:25,128	213,86	15:02:41
10	01:41,097	00:21,207	00:24,230	00:27,564	00:28,096	213,86	15:04:22
11	01:31,247	00:21,108	00:23,900	00:21,180	00:25,059	211,76	15:05:53
12	PIT	00:21,325	00:24,227	00:23,541	00:33,783	211,76	15:07:36
13	13:02,849	11:41,549	00:27,896	00:25,037	00:28,367		15:20:39
14	01:39,786	00:23,042	00:25,807	00:23,326	00:27,611	211,07	15:22:19
15	PIT	00:28,608	00:27,978	00:26,168	00:45,311	179,50	15:24:27

<b>33</b>	<b>SMITH, Tommy</b>	JD MS					
	AUS	P.Vmax: 22 T. Ideal: 01:32,912					
Lap	Time	Sector 1	Sector 2	Sector 3	Sector 4	V.Max	Hour
1	START	01:19,420	00:28,810	00:25,667	00:33,677		14:47:42
2	01:53,482	00:27,679	00:31,471	00:24,529	00:29,803	158,44	14:49:35
3	01:42,620	00:24,908	00:26,003	00:23,715	00:27,994	165,31	14:51:18
4	01:43,891	00:24,434	00:26,604	00:24,469	00:28,384	192,28	14:53:02
5	01:45,172	00:24,375	00:27,965	00:26,342	00:26,490	197,56	14:54:47
6	01:35,589	00:21,499	00:24,629	00:22,593	00:26,868	210,39	14:56:23
7	01:33,300	00:21,366	00:24,524	00:21,867	00:25,543	211,07	14:57:56
8	PIT	00:21,913	00:27,663	00:22,757	00:32,744	211,76	14:59:41
9	07:52,221	06:34,983	00:25,597	00:23,243	00:28,398		15:07:33
10	01:45,199	00:21,522	00:32,515	00:24,511	00:26,651	209,03	15:09:18
11	01:33,312	00:21,396	00:24,265	00:21,801	00:25,850	209,03	15:10:52
12	01:33,452	00:21,432	00:24,460	00:21,738	00:25,822	209,03	15:12:25
13	PIT	00:24,431	00:25,987	00:21,857	00:32,453	207,69	15:14:10

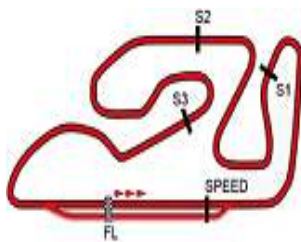
<b>38</b>	<b>ALATALO, William</b>	JD MS					
	FIN	P.Vmax: 2 T. Ideal: 01:30,499					
Lap	Time	Sector 1	Sector 2	Sector 3	Sector 4	V.Max	Hour
1	START	03:38,983	00:27,013	00:23,505	00:26,266		14:49:50
2	01:36,760	00:23,634	00:24,955	00:22,568	00:25,603	205,06	14:51:27
3	01:32,932	00:21,540	00:24,230	00:21,691	00:25,471	214,57	14:53:00
4	01:33,065	00:21,557	00:24,913	00:21,344	00:25,251	214,57	14:54:33
5	01:31,956	00:21,287	00:24,202	00:21,454	00:25,013	215,28	14:56:05
6	01:32,042	00:21,184	00:24,315	00:21,325	00:25,218	215,28	14:57:37
7	01:31,846	00:21,189	00:24,196	00:21,398	00:25,063	213,86	14:59:09
8	01:42,663	00:23,172	00:27,427	00:25,454	00:26,610	213,86	15:00:51
9	01:31,687	00:21,300	00:24,068	00:21,421	00:24,898	214,57	15:02:23
10	PIT	00:23,836	00:26,994	00:22,412	00:31,579	214,57	15:04:08
11	07:09,968	05:45,628	00:29,984	00:24,343	00:30,013		15:11:18
12	01:38,105	00:23,262	00:25,364	00:23,166	00:26,313	194,59	15:12:56
13	01:35,039	00:22,490	00:24,765	00:22,257	00:25,527	204,42	15:14:31
14	NULL	00:21,671	00:24,207	00:22,455	00:26,833	211,07	15:16:06
15	01:31,003	00:21,175	00:23,838	00:21,099	00:24,891	212,46	15:17:37
16	01:33,349	00:22,345	00:24,848	00:21,237	00:24,919	216,00	15:19:11
17	01:30,499	00:20,894	00:23,775	00:21,055	00:24,775	213,86	15:20:41
18	PIT	00:22,032	00:29,449	00:27,800	00:32,464	216,00	15:22:33

<b>41</b>	<b>BELOV, Mikhael</b>	M2 COMP.					
	RUS	P.Vmax: 3 T. Ideal: 01:30,007					
Lap	Time	Sector 1	Sector 2	Sector 3	Sector 4	V.Max	Hour
1	START	02:19,907	00:30,618	00:26,414	00:33,337		14:48:45
2	01:40,414	00:23,658	00:27,340	00:23,587	00:25,829	198,77	14:50:25
3	01:31,635	00:21,639	00:23,948	00:21,205	00:24,843	212,46	14:51:57
4	01:30,703	00:21,044	00:23,776	00:21,106	00:24,777	213,16	14:53:27
5	01:30,290	00:20,996	00:23,660	00:20,931	00:24,703	213,86	14:54:58
6	01:41,880	00:22,141	00:28,881	00:25,922	00:24,936	213,86	14:56:40
7	01:30,265	00:21,060	00:23,605	00:20,939	00:24,661	212,46	14:58:10
8	01:33,641	00:21,546	00:26,011	00:21,028	00:25,056	215,28	14:59:43
9	PIT	00:20,810	00:23,808	00:21,483	00:35,875	214,57	15:01:25
10	10:16,746	09:04,363	00:25,582	00:21,483	00:25,318		15:11:42
11	01:30,538	00:21,020	00:23,691	00:21,035	00:24,792	212,46	15:13:13
12	01:30,453	00:20,861	00:23,782	00:21,033	00:24,777	213,16	15:14:43
13	PIT	00:21,236	00:24,586	00:21,297	00:34,883	213,86	15:16:25
14	05:34,418	04:20,787	00:25,001	00:23,376	00:25,254		15:22:00
15	PIT	00:21,002	00:25,651	00:24,324	00:36,543	213,16	15:23:47

<b>42</b>	<b>USHIJIMA, Reece</b>	M2 COMP.					
	JPN	P.Vmax: 6 T. Ideal: 01:31,924					
Lap	Time	Sector 1	Sector 2	Sector 3	Sector 4	V.Max	Hour
1	START	03:15,780	00:27,507	00:23,283	00:26,214		14:49:27
2	01:35,223	00:21,935	00:24,413	00:22,758	00:26,117	209,03	14:51:02
3	01:33,952	00:21,819	00:24,336	00:21,803	00:25,994	210,39	14:52:36
4	01:37,036	00:24,898	00:24,577	00:21,864	00:25,697	211,76	14:54:13
5	01:33,739	00:21,587	00:24,837	00:21,654	00:25,661	212,46	14:55:47
6	PIT	00:22,159	00:24,588	00:21,679	00:31,907	213,16	14:57:27
7	07:09,461	05:37,466	00:32,903	00:29,896	00:29,196		15:04:37
8	01:40,759	00:24,137	00:26,834	00:22,996	00:26,792	202,50	15:06:18
9	01:37,223	00:22,692	00:25,533	00:22,558	00:26,440	205,06	15:07:55
10	01:33,736	00:21,938	00:24,328	00:21,700	00:25,770	208,36	15:09:29
11	01:32,830	00:21,413	00:24,247	00:21,554	00:25,616	209,71	15:11:01
12	01:32,855	00:21,719	00:24,074	00:21,452	00:25,610	209,71	15:12:34
13	PIT	00:21,427	00:24,061	00:21,370	00:38,364	211,07	15:14:20
14	02:03,686	00:52,328	00:24,203	00:21,720	00:25,435		15:16:23







Circuit de la C.Valenciana

TEST FORMULA RENAULT

ANALYSIS / SECTORS Pre-Season 1 C Eurocup F. Renault

Table with 7 columns: Driver, Lap, Time, Sector 1, Sector 2, Sector 3, Sector 4, V.Max, Hour. Rows 15-18.

Table with 7 columns: Driver, Lap, Time, Sector 1, Sector 2, Sector 3, Sector 4, V.Max, Hour. Rows 8-14.

Table for driver 51 (TOTH, Laszlo) with 7 columns: Lap, Time, Sector 1, Sector 2, Sector 3, Sector 4, V.Max, Hour. Rows 1-19.

Table for driver 61 (LLOVERAS, Xavier) with 7 columns: Lap, Time, Sector 1, Sector 2, Sector 3, Sector 4, V.Max, Hour. Rows 1-19.

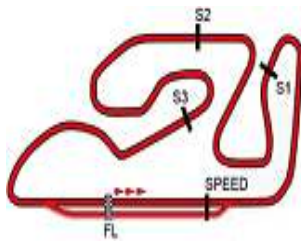
Table for driver 52 (MARINANGELI, Nicola) with 7 columns: Lap, Time, Sector 1, Sector 2, Sector 3, Sector 4, V.Max, Hour. Rows 1-17.

Table for driver 62 (GARCIA, Belen) with 7 columns: Lap, Time, Sector 1, Sector 2, Sector 3, Sector 4, V.Max, Hour. Rows 1-14.

Table for driver 53 (COLOMBO, Lorenzo) with 7 columns: Lap, Time, Sector 1, Sector 2, Sector 3, Sector 4, V.Max, Hour. Rows 1-7.

Table for driver 63 (LUTHEN, Matthias) with 7 columns: Lap, Time, Sector 1, Sector 2, Sector 3, Sector 4, V.Max, Hour. Rows 1-7.





Circuit de la C.Valenciana

**TEST FORMULA RENAULT**

**ANALYSIS / SECTORS Pre-Season 1 C Eurocup F. Renault**

8	07:45,117	06:21,069	00:32,804	00:23,655	00:27,589		15:05:00	9	01:42,131	00:24,132	00:25,995	00:24,793	00:27,211	192,86	15:00:40
9	01:36,444	00:23,114	00:25,343	00:21,724	00:26,263	205,06	15:06:37	10	<b>01:30,568</b>	<b>00:20,978</b>	00:23,841	<b>00:20,924</b>	00:24,825	212,46	15:02:10
10	01:34,079	00:22,290	00:24,907	00:21,403	00:25,479	208,36	15:08:11	11	PIT	00:21,053	00:23,844	00:21,159	00:31,517	<b>215,28</b>	15:03:48
11	01:34,019	00:22,518	00:24,939	00:21,296	00:25,266	211,76	15:09:45	12	11:21,787	10:04,598	00:27,175	00:23,063	00:26,951		15:15:10
12	01:32,470	00:21,478	00:24,228	00:21,402	00:25,362	209,71	15:11:17	13	01:35,703	00:22,980	00:25,182	00:21,862	00:25,679	206,37	15:16:45
13	<b>01:32,404</b>	<b>00:21,416</b>	00:24,070	00:21,540	00:25,378	211,07	15:12:49	14	01:31,032	00:21,147	00:23,894	00:21,068	00:24,923	209,03	15:18:16
14	01:32,880	00:21,475	00:24,221	00:21,611	00:25,573	210,39	15:14:22	15	01:30,800	00:21,068	00:23,838	00:21,094	<b>00:24,800</b>	211,07	15:19:47
15	01:32,822	00:21,699	<b>00:24,065</b>	<b>00:21,255</b>	00:25,803	212,46	15:15:55	16	01:30,754	00:21,105	00:23,839	00:20,955	00:24,855	211,76	15:21:18
16	01:41,363	00:22,171	00:24,285	00:28,263	00:26,644	211,76	15:17:37	17	PIT	00:21,102	00:23,947	00:23,785	00:38,433	212,46	15:23:05
17	01:39,991	00:21,549	00:31,718	00:21,498	<b>00:25,226</b>	211,07	15:19:17								
18	01:32,626	00:21,486	00:24,221	00:21,422	00:25,497	212,46	15:20:49								

<b>71</b>	<b>CORDEEL, Amaury</b>	<b>FA RACING</b>				
	BEL	P.Vmax: 12 T. Ideal: 01:31,834				
Lap Time	Sector 1	Sector 2	Sector 3	Sector 4	V.Max	Hour
1	PIT	08:10,570	00:27,865	00:22,144	00:30,121	14:54:25
2	02:17,452	00:54,837	00:30,132	00:25,273	00:27,210	14:56:43
3	PIT	00:23,538	00:24,463	00:21,375	00:28,909	207,69 14:58:21
4	02:08,725	00:50,862	00:27,975	00:23,078	00:26,810	15:00:30
5	01:32,081	00:21,464	<b>00:24,113</b>	00:21,386	<b>00:25,118</b>	212,46 15:02:02
6	01:31,994	00:21,349	00:24,150	<b>00:21,359</b>	00:25,136	212,46 15:03:34
7	01:42,778	00:22,799	00:28,884	00:24,078	00:27,017	212,46 15:05:16
8	<b>01:31,963</b>	<b>00:21,244</b>	00:24,155	00:21,390	00:25,174	<b>213,16</b> 15:06:48
9	01:40,367	00:21,278	00:24,118	00:21,416	00:33,555	<b>213,16</b> 15:08:29
10	01:39,152	00:23,196	00:27,083	00:23,220	00:25,653	211,07 15:10:08
11	PIT	00:21,515	00:24,778	00:22,146	00:31,915	211,76 15:11:48

<b>91</b>	<b>ARON, Paul</b>	<b>ART GRAND PRIX</b>				
	EST	P.Vmax: 19 T. Ideal: 01:31,280				
Lap Time	Sector 1	Sector 2	Sector 3	Sector 4	V.Max	Hour
1	START	01:39,070	00:27,300	00:22,900	00:26,265	14:47:50
2	01:35,077	00:22,366	00:25,167	00:21,959	00:25,585	203,13 14:49:25
3	01:32,349	00:21,385	00:24,406	00:21,413	00:25,145	209,71 14:50:57
4	01:31,834	00:21,275	00:24,097	00:21,314	00:25,148	211,76 14:52:29
5	01:31,798	00:21,255	00:24,189	00:21,259	00:25,095	211,76 14:54:01
6	<b>01:31,280</b>	<b>00:21,179</b>	<b>00:23,925</b>	<b>00:21,151</b>	<b>00:25,025</b>	210,39 14:55:32
7	01:31,891	00:21,238	00:24,020	00:21,559	00:25,074	<b>212,46</b> 14:57:04
8	01:32,749	00:21,190	00:24,028	00:21,704	00:25,827	210,39 14:58:37
9	01:31,532	00:21,201	00:23,937	00:21,235	00:25,159	211,07 15:00:08
10	01:31,566	00:21,278	00:24,073	00:21,190	<b>00:25,025</b>	<b>212,46</b> 15:01:40
11	PIT	00:21,238	00:24,410	00:22,331	00:38,089	211,76 15:03:26
12	07:44,389	06:31,624	00:25,236	00:21,863	00:25,666	15:11:10
13	01:35,518	00:21,685	00:24,632	00:21,539	00:27,662	209,03 15:12:46
14	01:33,751	00:21,928	00:24,411	00:21,805	00:25,607	209,03 15:14:20
15	PIT	00:25,605	00:25,396	00:22,102	00:33,393	211,07 15:16:06
16	03:21,369	02:08,746	00:25,402	00:21,759	00:25,462	15:19:28
17	PIT	00:21,567	00:24,278	00:21,637	00:34,219	210,39 15:21:09

<b>92</b>	<b>MARTINS, Victor</b>	<b>ART GRAND PRIX</b>				
	FRA	P.Vmax: 3 T. Ideal: 01:30,428				
Lap Time	Sector 1	Sector 2	Sector 3	Sector 4	V.Max	Hour
1	START	01:49,600	00:29,325	00:24,986	00:28,027	14:48:06
2	01:37,641	00:23,641	00:25,446	00:22,453	00:26,101	204,42 14:49:44
3	01:31,282	00:21,322	00:23,891	00:21,126	00:24,943	208,36 14:51:15
4	01:30,853	00:21,027	<b>00:23,726</b>	00:21,172	00:24,928	211,07 14:52:46
5	01:38,498	00:22,736	00:25,239	00:23,005	00:27,518	213,86 14:54:25
6	01:30,748	00:21,043	00:23,868	00:21,013	00:24,824	213,16 14:55:55
7	01:31,243	00:21,102	00:24,000	00:21,165	00:24,976	213,86 14:57:27
8	01:30,924	00:21,022	00:23,818	00:21,053	00:25,031	212,46 14:58:58

<b>93</b>	<b>SAUCY, Grégoire</b>	<b>ART GRAND PRIX</b>				
	CHE	P.Vmax: 19 T. Ideal: 01:31,007				
Lap Time	Sector 1	Sector 2	Sector 3	Sector 4	V.Max	Hour
1	PIT	01:10,010	00:32,020	00:28,915	00:41,163	14:47:46
2	08:05,432	06:45,197	00:29,076	00:23,300	00:27,859	14:55:52
3	01:36,728	00:22,766	00:24,707	00:22,194	00:27,061	194,01 14:57:29
4	01:32,973	00:21,554	00:24,416	00:21,519	00:25,484	209,71 14:59:02
5	01:31,872	00:21,079	00:24,308	00:21,220	00:25,265	<b>212,46</b> 15:00:33
6	01:32,154	00:21,246	00:23,975	00:21,806	00:25,127	211,07 15:02:06
7	01:31,241	00:21,100	00:23,957	00:21,209	<b>00:24,975</b>	<b>212,46</b> 15:03:37
8	01:31,523	00:21,063	00:24,056	00:21,149	00:25,255	211,76 15:05:08
9	01:31,235	00:21,041	00:23,908	00:21,229	00:25,057	211,07 15:06:40
10	01:36,457	00:21,076	00:24,023	00:25,109	00:26,249	210,39 15:08:16
11	<b>01:31,170</b>	<b>00:21,006</b>	<b>00:23,879</b>	00:21,283	00:25,002	211,76 15:09:47
12	PIT	00:21,195	00:24,112	00:21,369	00:32,230	211,76 15:11:26
13	04:59,869	03:41,427	00:26,476	00:23,207	00:28,759	15:16:26
14	01:31,758	00:21,339	00:24,115	00:21,249	00:25,055	209,03 15:17:58
15	01:32,195	00:21,474	00:24,148	00:21,559	00:25,014	<b>212,46</b> 15:19:30
16	01:31,503	00:21,143	00:23,972	00:21,288	00:25,100	211,07 15:21:01
17	PIT	00:21,107	00:24,030	<b>00:21,147</b>	00:32,694	211,76 15:22:40

