

**TEST FORMULA RENAULT**

March 11th-12th 2020

Length: 4005 metros

						Results	Pre-Season 1 B			Eurocup F. Renault			
Pos.	N.	Driver	Team	Car	Nat.	Best Lap	iL	Laps	Gap	Interval	Speed	Cat.	Gr.
1	92	MARTINS,Victor	ART GRAND PRIX	F. RENAULT	FRA	<b>01:30,451</b>	8	18			159,4	FR	
2	53	COLOMBO,Lorenzo	BHAITECH	F. RENAULT	ITA	01:30,800	13	18	00:00,349	00:00,349	158,79	FR	
3	2	MAINI,Kush	R-ACE GP	F. RENAULT	IND	01:30,841	17	18	00:00,390	00:00,041	158,72	FR	
4	3	PTACEK,Petr	R-ACE GP	F. RENAULT	CZE	01:30,898	22	24	00:00,447	00:00,057	158,62	FR	
5	61	LLOVERAS,Xavier	GRS	F. RENAULT	SPA	01:30,938	18	21	00:00,487	00:00,040	158,55	FR	
6	91	ARON,Paul	ART GRAND PRIX	F. RENAULT	EST	01:31,315	8	22	00:00,864	00:00,377	157,89	FR	R
7	1	COLLET,Caio	R-ACE GP	F. RENAULT	BRA	01:31,342	8	15	00:00,891	00:00,027	157,85	FR	
8	27	DE WILDE,Ugo	ARDEN	F. RENAULT	BEL	01:31,354	7	8	00:00,903	00:00,012	157,83	FR	
9	38	ALATALO,William	JD MS	F. RENAULT	FIN	01:31,592	21	23	00:01,141	00:00,238	157,42	FR	R
10	71	CORDEEL,Amaury	FA RACING	F. RENAULT	BEL	01:31,625	10	23	00:01,174	00:00,033	157,36	FR	
11	11	QUINN,Alex	MP MS	F. RENAULT	BEL	01:31,678	12	17	00:01,227	00:00,053	157,27	FR	R
12	20	WALLS,Jackson	ARDEN	F. RENAULT	AUS	01:31,739	6	6	00:01,288	00:00,061	157,16	FR	
13	14	DAVID,Hadrien	MP MS	F. RENAULT	FRA	01:31,924	12	17	00:01,473	00:00,185	156,85	FR	R
14	72	GARCIA,Marta	FA RACING	F. RENAULT	SPA	01:31,939	12	23	00:01,488	00:00,015	156,82	FR	
15	41	BELOV,Mikhael	M2 COMP.	F.RENAULT	RUS	01:32,013	14	17	00:01,562	00:00,074	156,7	FR	R
16	51	TOTH,Laszlo	BHAITECH	F. RENAULT	HUN	01:32,165	24	25	00:01,714	00:00,152	156,44	FR	R
17	63	LUTHEN,Matthias	GRS	F. RENAULT	GER	01:32,242	20	24	00:01,791	00:00,077	156,31	FR	R
18	21	DE GERUS,Richard	ARDEN	F. RENAULT	FRA	01:32,297	8	9	00:01,846	00:00,055	156,21	FR	R
19	33	SMITH,Tommy	JD MS	F. RENAULT	AUS	01:32,533	15	19	00:02,082	00:00,236	155,81	FR	
20	12	GHIRETTI,Alessandro	MP MS	F. RENAULT	FRA	01:32,642	6	11	00:02,191	00:00,109	155,63	FR	R
21	52	MARINANGELI,Nicola	BHAITECH	F. RENAULT	ITA	01:33,147	3	4	00:02,696	00:00,505	154,79	FR	R
22	42	USHIJIMA,Reece	M2 COMP.	F. RENAULT	JPN	01:33,205	4	12	00:02,754	00:00,058	154,69	FR	R
23	62	GARCIA,Belen	GRS	F. RENAULT	SPA	01:33,423	7	13	00:02,972	00:00,218	154,33	FR	R
24	93	SAUCY,Grégoire	ART GRAND PRIX	F. RENAULT	CHE	01:44,497	2	4	00:14,046	00:11,074	137,98	FR	

Circuit de la C.Valenciana

Final Official

Provisional Official

Length: 4005 m. Hour: 11:59

**Stewards**

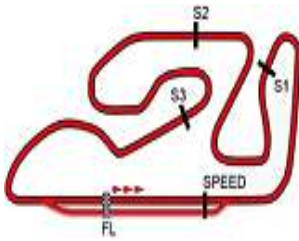
Hour:

**C.of the Course:**

Hour: 11/03/2020

**C.Timekeeper:**

Hour: 13:03:53



Circuit de la C.Valenciana

**TEST FORMULA RENAULT**

**ANALYSIS / SECTORS Pre-Season 1 B Eurocup F. Renault**

1		COLLET,Caio BRA		R-ACE GP P.Vmax: 17 T. Ideal: 01:31,212			
Lap	Time	Sector 1	Sector 2	Sector 3	Sector 4	V.Max	Hour
1	START	00:21,303	00:24,158	00:21,256	00:25,325	211,07	12:37:40
2	01:32,986	00:22,140	00:24,148	00:21,301	00:25,397	205,06	12:36:08
3	01:32,042	00:21,303	00:24,158	00:21,256	00:25,325	211,07	12:37:40
4	01:31,927	00:21,302	00:24,058	00:21,230	00:25,337	<b>212,46</b>	12:39:12
5	01:31,663	00:21,156	00:24,091	00:21,252	<b>00:25,164</b>	210,39	12:40:43
6	01:35,270	00:21,136	00:25,505	00:22,483	00:26,146	211,76	12:42:19
7	01:31,562	00:21,122	00:23,852	00:21,333	00:25,255	209,71	12:43:50
8	<b>01:31,342</b>	<b>00:21,000</b>	00:23,859	00:21,275	00:25,208	210,39	12:45:22
9	01:31,665	00:21,240	<b>00:23,830</b>	<b>00:21,218</b>	00:25,377	211,07	12:46:53
10	01:31,831	00:21,252	00:24,027	00:21,284	00:25,268	210,39	12:48:25
11	01:31,866	00:21,198	00:23,965	00:21,290	00:25,413	209,71	12:49:57
12	01:31,909	00:21,234	00:23,985	00:21,301	00:25,389	209,71	12:51:29
13	01:31,814	00:21,137	00:24,040	00:21,335	00:25,302	210,39	12:53:01
14	01:31,906	00:21,217	00:24,062	00:21,262	00:25,365	209,71	12:54:33
15	PIT	00:21,758	00:24,067	00:21,317	00:29,152	211,07	12:56:09

2		MAINI,Kush IND		R-ACE GP P.Vmax: 23 T. Ideal: 01:30,769			
Lap	Time	Sector 1	Sector 2	Sector 3	Sector 4	V.Max	Hour
1	START	00:21,899	00:24,547	00:21,649	00:25,657	207,69	12:17:50
2	01:33,752	00:21,899	00:24,547	00:21,649	00:25,657	207,69	12:17:50
3	01:34,835	00:21,583	00:26,096	00:21,628	00:25,528	209,71	12:19:25
4	01:32,443	00:21,537	00:24,298	00:21,332	00:25,276	<b>211,07</b>	12:20:57
5	01:32,408	00:21,553	00:24,153	00:21,437	00:25,265	209,71	12:22:30
6	01:32,333	00:21,449	00:24,142	00:21,465	00:25,277	209,03	12:24:02
7	01:32,699	00:21,464	00:24,127	00:21,819	00:25,289	209,71	12:25:35
8	01:32,424	00:21,278	00:24,164	00:21,711	00:25,271	209,71	12:27:07
9	PIT	00:28,041	00:31,242	00:28,304	00:40,604	209,71	12:29:15
10	18:10,089	16:42,429	00:32,085	00:25,936	00:29,639		12:47:25
11	01:42,620	00:24,235	00:27,228	00:25,119	00:26,038	190,03	12:49:08
12	01:37,868	00:21,911	00:25,098	00:21,807	00:29,052	208,36	12:50:46
13	01:31,754	00:21,484	00:24,010	00:21,197	00:25,063	209,03	12:52:18
14	01:31,139	00:21,092	00:23,806	<b>00:21,096</b>	00:25,145	210,39	12:53:49
15	01:31,056	<b>00:21,015</b>	00:23,783	00:21,192	00:25,066	209,71	12:55:20
16	01:42,112	00:23,427	00:29,278	00:23,832	00:25,575	<b>211,07</b>	12:57:02
17	<b>01:30,841</b>	<b>00:21,015</b>	<b>00:23,668</b>	00:21,125	00:25,033	210,39	12:58:33
18	01:30,992	00:21,103	00:23,727	00:21,172	<b>00:24,990</b>	209,03	13:00:04

3		PTACEK,Petr CZE		R-ACE GP P.Vmax: 11 T. Ideal: 01:30,848			
Lap	Time	Sector 1	Sector 2	Sector 3	Sector 4	V.Max	Hour
1	PIT	01:49,195	00:26,149	00:23,200	00:37,990		12:03:11
2	02:29,243	01:15,830	00:25,733	00:22,146	00:25,534		12:05:40
3	01:32,430	00:21,575	00:24,254	00:21,406	00:25,195	212,46	12:07:12
4	01:31,774	00:21,362	00:23,975	00:21,286	00:25,151	212,46	12:08:44
5	01:32,040	00:21,335	00:24,090	00:21,347	00:25,268	212,46	12:10:16
6	PIT	00:21,260	00:24,137	00:21,424	00:41,357	213,16	12:12:04
7	03:35,647	02:24,747	00:24,335	00:21,364	00:25,201		12:15:40
8	01:32,295	00:21,491	00:24,149	00:21,341	00:25,314	213,16	12:17:12
9	01:31,952	00:21,290	00:24,106	00:21,358	00:25,198	213,16	12:18:44
10	01:31,785	00:21,259	00:24,064	00:21,282	00:25,180	<b>213,86</b>	12:20:16
11	01:32,403	00:21,366	00:24,162	00:21,546	00:25,329	213,16	12:21:48
12	01:35,414	00:23,311	00:25,049	00:21,853	00:25,201	211,76	12:23:24
13	01:31,945	00:21,336	00:24,081	00:21,322	00:25,206	212,46	12:24:56
14	01:32,155	00:21,473	00:24,168	00:21,312	00:25,202	<b>213,86</b>	12:26:28

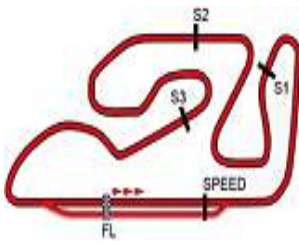
15		PIT		MP MS P.Vmax: 3 T. Ideal: 01:31,553			
Lap	Time	Sector 1	Sector 2	Sector 3	Sector 4	V.Max	Hour
15	PIT	00:21,333	00:27,407	00:25,392	00:37,088	212,46	12:28:19
16	19:54,809	18:34,655	00:29,839	00:23,918	00:26,397		12:48:14
17	01:35,824	00:22,848	00:25,169	00:22,137	00:25,670	202,50	12:49:50
18	01:33,282	00:21,830	00:24,144	00:21,283	00:26,025	207,69	12:51:23
19	01:31,610	00:21,484	00:24,012	00:21,139	00:24,975	212,46	12:52:55
20	01:31,080	00:21,149	00:23,900	00:21,095	00:24,936	212,46	12:54:26
21	01:35,603	00:22,794	00:26,410	00:21,386	00:25,013	213,16	12:56:01
22	<b>01:30,898</b>	<b>00:21,091</b>	<b>00:23,799</b>	<b>00:21,038</b>	00:24,970	211,07	12:57:32
23	01:34,863	00:21,123	00:23,852	00:23,482	00:26,406	210,39	12:59:07
24	01:31,131	00:21,133	00:23,822	00:21,256	<b>00:24,920</b>	212,46	13:00:38

11		QUINN,Alex BEL		MP MS P.Vmax: 3 T. Ideal: 01:31,553			
Lap	Time	Sector 1	Sector 2	Sector 3	Sector 4	V.Max	Hour
1	START	01:31,075	00:27,560	00:23,866	00:28,935		12:02:45
2	01:38,427	00:24,189	00:25,454	00:22,413	00:26,371	179,01	12:04:24
3	01:34,468	00:22,496	00:24,731	00:21,611	00:25,630	214,57	12:05:58
4	01:34,831	00:23,523	00:24,463	00:21,338	00:25,507	<b>216,72</b>	12:07:33
5	01:32,721	00:21,831	00:24,380	00:21,231	00:25,279	<b>216,72</b>	12:09:06
6	01:31,986	00:21,473	00:24,045	00:21,297	00:25,171	<b>216,72</b>	12:10:38
7	PIT	00:26,743	00:25,641	00:22,700	00:34,146	191,15	12:12:27
8	04:59,443	03:48,523	00:24,292	00:21,258	00:25,370		12:17:27
9	01:32,227	00:21,613	00:24,154	00:21,246	00:25,214	216,00	12:18:59
10	01:32,287	00:21,276	00:24,102	00:21,305	00:25,604	216,00	12:20:31
11	01:31,760	00:21,288	00:24,080	<b>00:21,218</b>	00:25,174	216,00	12:22:03
12	<b>01:31,678</b>	<b>00:21,247</b>	<b>00:24,032</b>	00:21,335	00:25,064	216,00	12:23:35
13	01:31,896	00:21,383	00:24,117	00:21,289	00:25,107	216,00	12:25:06
14	01:31,786	00:21,369	00:24,037	00:21,324	<b>00:25,056</b>	215,28	12:26:38
15	PIT	00:21,328	00:24,067	00:21,379	00:35,898	216,00	12:28:21
16	PIT	05:40,940	00:26,078	00:24,196	00:41,125		12:35:33
17	PIT	01:27,975	00:29,416	00:25,811	00:40,316		12:38:37

12		GHIRETTI,Alessandro FRA		MP MS P.Vmax: 2 T. Ideal: 01:32,642			
Lap	Time	Sector 1	Sector 2	Sector 3	Sector 4	V.Max	Hour
1	START	01:40,585	00:28,350	00:23,392	00:29,157		12:02:56
2	01:37,734	00:23,448	00:25,644	00:22,179	00:26,463	211,07	12:04:33
3	01:34,898	00:22,622	00:24,822	00:21,655	00:25,799	215,28	12:06:08
4	01:33,274	00:21,778	00:24,392	00:21,490	00:25,614	216,00	12:07:41
5	01:33,754	00:22,116	00:24,599	00:21,483	00:25,556	216,72	12:09:15
6	<b>01:32,642</b>	<b>00:21,456</b>	<b>00:24,309</b>	<b>00:21,444</b>	<b>00:25,433</b>	<b>217,45</b>	12:10:48
7	PIT	00:26,870	00:32,047	00:26,103	00:34,835	214,57	12:12:48
8	PIT	13:34,264	00:25,576	00:22,068	00:34,228		12:27:44
9	PIT	27:11,701	00:25,541	00:22,604	00:30,283		12:56:14
10	03:38,435	02:26,269	00:24,571	00:21,772	00:25,823		12:59:52
11	01:32,836	00:21,556	00:24,321	00:21,525	00:25,434	213,86	13:01:25

14		DAVID,Hadrien FRA		MP MS P.Vmax: 6 T. Ideal: 01:31,889			
Lap	Time	Sector 1	Sector 2	Sector 3	Sector 4	V.Max	Hour
1	START	01:22,074	00:28,830	00:23,640	01:20,370		12:03:29
2	PIT	00:24,005	00:25,655	00:22,102	00:30,730	191,15	12:05:11
3	03:24,611	02:12,475	00:24,896	00:21,716	00:25,524		12:08:36
4	01:33,091	00:21,657	00:24,422	00:21,420	00:25,592	211,76	12:10:09
5	PIT	00:21,442	00:24,182	00:21,424	00:37,689	211,07	12:11:54
6	05:21,699	04:09,895	00:24,780	00:21,637	00:25,387		12:17:16
7	01:32,200	00:21,296	00:24,339	<b>00:21,335</b>	00:25,230	213,16	12:18:48
8	01:32,410	00:21,398	00:24,269	00:21,428	00:25,315	213,86	12:20:20
9	01:32,532	00:21,397	00:24,286	00:21,403	00:25,446	<b>215,28</b>	12:21:53





Circuit de la C.Valenciana

TEST FORMULA RENAULT

ANALYSIS / SECTORS Pre-Season 1 B Eurocup F. Renault

Table with 7 columns: Driver, Sector 1, Sector 2, Sector 3, Sector 4, V.Max, Hour. Rows 10-17.

Table with 7 columns: Driver, Sector 1, Sector 2, Sector 3, Sector 4, V.Max, Hour. Rows 14-19.

Driver: WALLS, Jackson (AUS). ARDEN. P.Vmax: 17. T. Ideal: 01:31,739. Lap Time table with 7 columns.

Driver: ALATALO, William (FIN). JD MS. P.Vmax: 6. T. Ideal: 01:31,302. Lap Time table with 7 columns.

Driver: DE GERUS, Richard (FRA). ARDEN. P.Vmax: 10. T. Ideal: 01:31,928. Lap Time table with 7 columns.

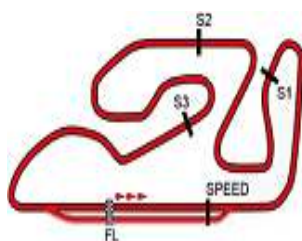
Driver: DE WILDE, Ugo (BEL). ARDEN. P.Vmax: 13. T. Ideal: 01:31,261. Lap Time table with 7 columns.

Driver: BELOV, Mikhael (RUS). M2 COMP. P.Vmax: 13. T. Ideal: 01:31,912. Lap Time table with 7 columns.

Driver: SMITH, Tommy (AUS). JD MS. P.Vmax: 17. T. Ideal: 01:32,311. Lap Time table with 7 columns.

Driver: USHIJIMA, Reece (JPN). M2 COMP. P.Vmax: 22. T. Ideal: 01:33,127. Lap Time table with 7 columns.





Circuit de la C.Valenciana

TEST FORMULA RENAULT

ANALYSIS / SECTORS Pre-Season 1 B Eurocup F. Renault

2	01:34,115	00:22,015	00:24,405	00:21,608	00:26,087	210,39	12:40:14	8	06:41,774	05:30,888	00:24,452	00:21,340	00:25,094	12:34:16	
3	01:33,793	00:21,743	00:24,433	00:21,785	00:25,832	210,39	12:41:48	9	01:31,200	00:21,138	00:23,947	00:21,152	00:24,963	209,71	12:35:47
4	<b>01:33,205</b>	<b>00:21,649</b>	<b>00:24,260</b>	00:21,600	00:25,696	210,39	12:43:21	10	01:30,939	00:21,065	00:23,964	<b>00:20,929</b>	00:24,981	211,07	12:37:18
5	01:33,536	00:21,720	00:24,386	00:21,710	00:25,720	211,07	12:44:55	11	01:31,128	00:20,923	00:24,134	00:21,114	00:24,957	212,46	12:38:49
6	01:33,415	00:21,858	00:24,279	00:21,629	<b>00:25,649</b>	209,71	12:46:28	12	01:39,355	<b>00:20,905</b>	00:24,310	00:21,969	00:32,171	211,76	12:40:28
7	01:34,399	00:22,361	00:24,476	00:21,718	00:25,844	208,36	12:48:03	13	<b>01:30,800</b>	00:20,942	<b>00:23,915</b>	00:21,003	<b>00:24,940</b>	212,46	12:41:59
8	01:33,872	00:21,754	00:24,453	00:21,605	00:26,060	<b>211,76</b>	12:49:36	14	PIT	00:21,487	00:24,017	00:21,163	00:29,416	211,07	12:43:35
9	01:33,426	00:21,776	00:24,267	<b>00:21,569</b>	00:25,814	209,71	12:51:10	15	08:24,290	07:10,321	00:25,722	00:22,580	00:25,667	12:52:00	
10	PIT	00:23,699	00:26,558	00:24,202	00:34,015	209,71	12:52:58	16	01:31,834	00:21,586	00:23,941	00:21,233	00:25,074	209,71	12:53:31
11	05:30,917	04:18,274	00:24,788	00:21,816	00:26,039		12:58:29	17	01:32,312	00:21,023	00:23,963	00:21,474	00:25,852	210,39	12:55:04
12	01:33,686	00:21,780	00:24,446	00:21,667	00:25,793	207,03	13:00:03	18	PIT	00:21,477	00:25,393	00:21,411	00:30,237	210,39	12:56:42

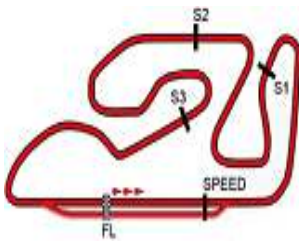
51		TOTH,Laszlo HUN		BHAITECH P.Vmax: 13 T. Ideal: 01:31,995		Lap Time	Sector 1	Sector 2	Sector 3	Sector 4	V.Max	Hour
1	START	03:09,258	00:28,762	00:23,989	00:28,981							12:04:25
2	01:36,748	00:22,850	00:25,910	00:22,022	00:25,966	207,03	12:06:02					
3	01:33,491	00:21,821	00:24,538	00:21,497	00:25,635	211,76	12:07:35					
4	01:33,522	00:21,606	00:24,842	00:21,518	00:25,556	<b>213,16</b>	12:09:09					
5	PIT	00:21,397	00:24,584	00:21,518	00:31,015	<b>213,16</b>	12:10:47					
6	08:08,186	06:53,073	00:26,388	00:22,320	00:26,405		12:18:56					
7	01:33,256	00:21,672	00:24,530	00:21,560	00:25,494	211,07	12:20:29					
8	01:32,528	00:21,419	00:24,384	00:21,355	00:25,370	211,76	12:22:01					
9	01:34,880	00:21,372	00:24,398	00:23,463	00:25,647	210,39	12:23:36					
10	01:32,911	00:21,333	00:24,309	00:21,760	00:25,509	211,76	12:25:09					
11	01:38,718	00:22,534	00:26,357	00:23,478	00:26,349	212,46	12:26:48					
12	PIT	00:21,977	00:26,227	00:23,883	00:32,386	211,76	12:28:32					
13	13:59,015	12:42,933	00:26,789	00:23,006	00:26,287		12:42:31					
14	01:37,355	00:23,670	00:25,907	00:21,720	00:26,058	209,71	12:44:09					
15	01:33,057	00:21,616	00:24,408	00:21,451	00:25,582	209,71	12:45:42					
16	01:32,906	00:21,436	00:24,475	00:21,470	00:25,525	209,71	12:47:15					
17	01:32,918	00:21,394	00:24,268	00:21,492	00:25,764	210,39	12:48:48					
18	01:43,488	00:22,238	00:28,297	00:25,882	00:27,071	209,71	12:50:31					
19	01:32,437	00:21,395	00:24,248	<b>00:21,353</b>	00:25,441	211,07	12:52:03					
20	01:33,380	00:21,488	00:24,610	00:21,749	00:25,533	211,07	12:53:37					
21	01:33,607	00:21,483	00:24,395	00:21,559	00:26,170	209,71	12:55:10					
22	01:32,692	00:21,460	00:24,387	00:21,445	00:25,400	211,07	12:56:43					
23	01:32,587	<b>00:21,329</b>	00:24,289	00:21,474	00:25,495	210,39	12:58:16					
24	<b>01:32,165</b>	00:21,337	<b>00:24,035</b>	00:21,515	<b>00:25,278</b>	209,03	12:59:48					
25	PIT	00:21,670	00:25,244	00:22,140	00:30,982	210,39	13:01:28					

61		LLOVERAS,Xavier SPA		GRS P.Vmax: 3 T. Ideal: 01:30,630		Lap Time	Sector 1	Sector 2	Sector 3	Sector 4	V.Max	Hour
1	START	02:02,895	00:25,701	00:22,317	00:27,867							12:03:13
2	01:33,266	00:22,280	00:24,301	00:21,479	00:25,206	214,57	12:04:46					
3	01:32,197	00:21,407	00:24,183	00:21,427	00:25,180	213,86	12:06:18					
4	01:32,537	00:21,351	00:24,285	00:21,402	00:25,499	216,00	12:07:51					
5	01:31,998	00:21,400	00:24,184	00:21,323	00:25,091	215,28	12:09:23					
6	PIT	00:21,332	00:24,210	00:21,415	00:30,875	215,28	12:11:01					
7	05:44,762	04:33,574	00:24,442	00:21,453	00:25,293		12:16:45					
8	01:32,546	00:21,624	00:24,260	00:21,323	00:25,339	211,76	12:18:18					
9	PIT	00:21,298	00:24,207	00:21,652	00:30,139	213,16	12:19:55					
10	20:55,133	19:33,483	00:30,593	00:24,391	00:26,666		12:40:50					
11	01:36,092	00:22,575	00:26,489	00:21,707	00:25,321	<b>216,72</b>	12:42:26					
12	01:31,523	00:21,262	00:23,984	00:21,211	00:25,066	213,86	12:43:58					
13	01:31,147	00:21,135	00:23,928	00:21,160	00:24,924	215,28	12:45:29					
14	01:32,084	00:22,303	<b>00:23,721</b>	00:21,189	00:24,871	213,86	12:47:01					
15	01:31,246	00:21,171	00:24,095	00:21,203	<b>00:24,777</b>	213,86	12:48:32					
16	01:30,952	00:21,106	00:23,849	00:21,117	00:24,880	214,57	12:50:03					
17	01:31,196	00:21,058	00:23,885	00:21,416	00:24,837	213,86	12:51:35					
18	<b>01:30,938</b>	<b>00:21,020</b>	00:23,926	<b>00:21,112</b>	00:24,880	216,00	12:53:06					
19	01:31,077	00:21,099	00:23,928	00:21,182	00:24,868	<b>216,72</b>	12:54:37					
20	01:31,218	00:21,088	00:23,813	00:21,374	00:24,943	216,00	12:56:08					
21	PIT	00:21,102	00:24,038	00:21,246	00:30,207	<b>216,72</b>	12:57:44					

62		GARCIA,Belen SPA		GRS P.Vmax: 11 T. Ideal: 01:33,273		Lap Time	Sector 1	Sector 2	Sector 3	Sector 4	V.Max	Hour
1	START	02:19,585	00:27,273	00:24,756	00:31,520							12:03:37
2	01:40,084	00:23,413	00:27,486	00:22,905	00:26,280	210,39	12:05:17					
3	PIT	00:22,281	00:25,636	00:27,088	00:35,233	210,39	12:07:08					
4	11:25,580	10:06,334	00:27,930	00:24,896	00:26,420		12:18:33					
5	01:39,029	00:22,321	00:26,972	00:23,258	00:26,478	210,39	12:20:12					
6	01:34,113	00:21,994	00:24,556	00:21,670	00:25,893	211,76	12:21:46					
7	<b>01:33,423</b>	00:21,741	00:24,465	<b>00:21,595</b>	00:25,622	211,76	12:23:20					
8	01:33,759	00:21,766	00:24,460	00:21,666	00:25,867	212,46	12:24:53					
9	01:33,425	<b>00:21,676</b>	<b>00:24,451</b>	00:21,747	<b>00:25,551</b>	211,76	12:26:27					
10	PIT	00:21,710	00:27,065	00:25,454	00:35,762	213,16	12:28:17					
11	08:53,436	07:23,214	00:30,792	00:26,874	00:32,556		12:37:10					
12	01:46,438	00:26,089	00:28,943	00:24,165	00:27,241	182,54	12:38:57					
13	PIT	00:22,744	00:25,939	00:22,811	00:37,632	<b>213,86</b>	12:40:46					

63		LUTHEN,Matthias GER		GRS P.Vmax: 6 T. Ideal: 01:31,909		Lap Time	Sector 1	Sector 2	Sector 3	Sector 4	V.Max	Hour
1	START	04:07,956	00:29,773	00:24,593	00:28,586							12:05:25
2	01:39,338	00:23,304	00:26,158	00:22,918	00:26,958	207,03	12:07:04					





Circuit de la C. Valenciana

TEST FORMULA RENAULT

ANALYSIS / SECTORS Pre-Season 1 B Eurocup F. Renault

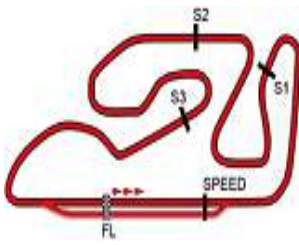
Table with 12 columns (Lap, Time, Sector 1-4, V.Max, Hour) for driver 71 CORDEEL, Amaury. Includes lap times and sector splits for 24 laps.

Table with 12 columns (Lap, Time, Sector 1-4, V.Max, Hour) for driver 72 GARCIA, Marta. Includes lap times and sector splits for 23 laps.

Table with 12 columns (Lap, Time, Sector 1-4, V.Max, Hour) for driver 91 ARON, Paul. Includes lap times and sector splits for 23 laps.

Table with 12 columns (Lap, Time, Sector 1-4, V.Max, Hour) for driver 92 MARTINS, Victor. Includes lap times and sector splits for 22 laps.





Circuit de la C.Valenciana

**TEST FORMULA RENAULT**

**ANALYSIS / SECTORS Pre-Season 1 B Eurocup F. Renault**

13	01:31,263	00:21,173	00:23,810	00:21,265	00:25,015	211,07	12:53:29
14	01:32,312	00:21,388	00:24,578	00:21,358	00:24,988	211,07	12:55:01
15	01:31,077	00:21,120	00:23,844	00:21,093	00:25,020	211,07	12:56:33
16	01:30,704	00:21,041	00:23,764	00:21,045	00:24,854	211,76	12:58:03
17	01:34,193	00:21,170	00:23,781	00:23,625	00:25,617	210,39	12:59:37
18	01:30,717	00:21,055	00:23,673	00:21,064	00:24,925	210,39	13:01:08

<b>93</b>	<b>SAUCY, Grégoire</b>		ART GRAND PRIX				
	CHE		P.Vmax: 24	T. Ideal: 01:39,526			
Lap	Time	Sector 1	Sector 2	Sector 3	Sector 4	V.Max	Hour
1	START	04:04,021	00:33,692	00:27,537	00:30,511		12:05:30
2	<b>01:44,497</b>	00:25,141	00:26,992	00:23,831	<b>00:28,533</b>	<b>206,37</b>	12:07:14
3	PIT	<b>00:23,684</b>	<b>00:25,002</b>	<b>00:22,307</b>	00:38,229	203,13	12:09:04
4	PIT	43:26,029	00:34,483	00:29,264	00:41,254		12:54:15

