

TEST FORMULA RENAULT

March 11th-12th 2020

Length: 4005 metros

Results						Pre-Season 1 A				Eurocup F. Renault			
Pos.	N.	Driver	Team	Car	Nat.	Best Lap	iL	Laps	Gap	Interval	Speed	Cat.	Gr.
1	53	COLOMBO,Lorenzo	BHAITECH	F. RENAULT	ITA	01:30,701	17	17			158,96	FR	
2	41	BELOV,Mikhael	M2 COMP.	F. RENAULT	RUS	01:30,861	19	24	00:00,160	00:00,160	158,68	FR	R
3	38	ALATALO,William	JD MS	F. RENAULT	FIN	01:31,053	19	19	00:00,352	00:00,192	158,35	FR	R
4	61	LLOVERAS,Xavier	GRS	F. RENAULT	SPA	01:31,217	14	15	00:00,516	00:00,164	158,06	FR	
5	3	PTACEK,Petr	R-ACE GP	F. RENAULT	CZE	01:31,224	14	14	00:00,523	00:00,007	158,05	FR	
6	92	MARTINS,Victor	ART GRAND PRIX	F. RENAULT	FRA	01:31,225	17	17	00:00,524	00:00,001	158,05	FR	
7	1	COLLET,Caio	R-ACE GP	F. RENAULT	BRA	01:31,455	19	22	00:00,754	00:00,230	157,65	FR	
8	2	MAINI,Kush	R-ACE GP	F. RENAULT	IND	01:31,636	21	21	00:00,935	00:00,181	157,34	FR	
9	51	TOTH,Laszlo	BHAITECH	F. RENAULT	HUN	01:32,501	12	19	00:01,800	00:00,865	155,87	FR	R
10	33	SMITH,Tommy	JD MS	F. RENAULT	AUS	01:32,619	19	20	00:01,918	00:00,118	155,67	FR	
11	42	USHIJIMA,Reece	M2 COMP.	F. RENAULT	JPN	01:32,626	20	21	00:01,925	00:00,007	155,66	FR	R
12	72	GARCIA,Marta	FA RACING	F. RENAULT	SPA	01:32,892	12	15	00:02,191	00:00,266	155,21	FR	
13	62	GARCIA,Belen	GRS	F. RENAULT	SPA	01:32,938	18	21	00:02,237	00:00,046	155,14	FR	R
14	71	CORDEEL,Amaury	FA RACING	F. RENAULT	BEL	01:33,019	14	14	00:02,318	00:00,081	155	FR	
15	27	DE WILDE,Ugo	ARDEN	F. RENAULT	BEL	01:33,263	19	20	00:02,562	00:00,244	154,6	FR	
16	63	LUTHEN,Matthias	GRS	F. RENAULT	GER	01:33,396	17	24	00:02,695	00:00,133	154,37	FR	R
17	21	DE GERUS,Richard	ARDEN	F. RENAULT	FRA	01:35,066	14	16	00:04,365	00:01,670	151,66	FR	R
18	20	WALLS,Jackson	ARDEN	F. RENAULT	AUS	01:35,428	16	17	00:04,727	00:00,362	151,09	FR	
19	73	VAN DER HELM,Tijmen	FA RACING	F. RENAULT	NED	01:37,412	7	8	00:06,711	00:01,984	148,01	FR	
20	52	MARINANGELI,Nicola	BHAITECH	F. RENAULT	ITA	01:37,535	13	16	00:06,834	00:00,123	147,82	FR	R
21	91	ARON,Paul	ART GRAND PRIX	F. RENAULT	EST	01:37,763	6	16	00:07,062	00:00,228	147,48	FR	R
22	12	GHIRETTI,Alessandro	MP MS	F. RENAULT	FRA	01:42,162	5	6	00:11,461	00:04,399	141,13	FR	R
23	14	DAVID,Hadrien	MP MS	F. RENAULT	FRA	01:50,981	6	7	00:20,280	00:08,819	129,91	FR	R
24	11	QUINN,Alex	MP MS	F. RENAULT	BEL	01:52,596	7	8	00:21,895	00:01,615	128,05	FR	R

Circuit de la C.Valenciana

Final Official

Provisional Official

Length: 4005 m. Hour: 09:59

Stewards

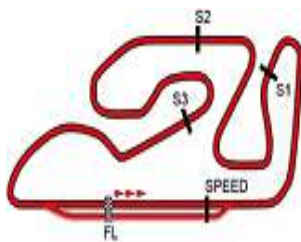
Hour:

C.of the Course:

Hour: 11/03/2020

C.Timekeeper:

Hour: 11:01:34



Circuit de la C.Valenciana

TEST FORMULA RENAULT

ANALYSIS / SECTORS Pre-Season 1 A Eurocup F. Renault

Table for driver COLLET, Caio (BRA) in R-ACE GP. Columns: Lap, Time, Sector 1-4, V.Max, Hour. Includes lap 22 with time 01:31,473.

Table for driver MAINI, Kush (IND) in R-ACE GP. Columns: Lap, Time, Sector 1-4, V.Max, Hour. Includes lap 21 with time 01:31,636.

Table for driver PTACEK, Petr (CZE) in R-ACE GP. Columns: Lap, Time, Sector 1-4, V.Max, Hour. Includes lap 4 with time 11:13,356.

Table for driver QUINN, Alex (BEL) in MP MS. Columns: Lap, Time, Sector 1-4, V.Max, Hour. Includes lap 14 with time 01:31,224.

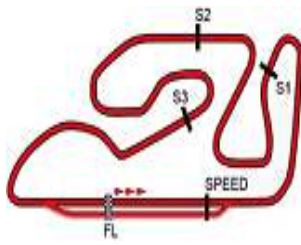
Table for driver GHIRETTI, Alessandro (FRA) in MP MS. Columns: Lap, Time, Sector 1-4, V.Max, Hour. Includes lap 7 with time 01:52,596.

Table for driver DAVID, Hadrien (FRA) in MP MS. Columns: Lap, Time, Sector 1-4, V.Max, Hour. Includes lap 5 with time 01:42,162.

Table for driver WALLS, Jackson (AUS) in ARDEN. Columns: Lap, Time, Sector 1-4, V.Max, Hour. Includes lap 6 with time 01:50,981.

Table for driver WALLS, Jackson (AUS) in ARDEN. Columns: Lap, Time, Sector 1-4, V.Max, Hour. Includes lap 13 with time 01:36,498.





Circuit de la C.Valenciana

TEST FORMULA RENAULT

ANALYSIS / SECTORS Pre-Season 1 A Eurocup F. Renault

Table with 7 columns: Lap, Time, Sector 1, Sector 2, Sector 3, Sector 4, V.Max, Hour. Rows 20-24.

Table with 7 columns: Lap, Time, Sector 1, Sector 2, Sector 3, Sector 4, V.Max, Hour. Rows 3-16.

Driver 42: USHIJIMA, Reece (JPN). M2 COMP. P.Vmax: 10 T. Ideal: 01:32,591. Lap times and sector data for laps 1-21.

Driver 53: COLOMBO, Lorenzo (ITA). BHAITECH. P.Vmax: 13 T. Ideal: 01:30,701. Lap times and sector data for laps 1-17.

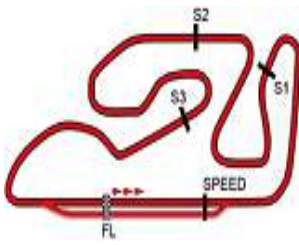
Driver 51: TOTH, Laszlo (HUN). BHAITECH. P.Vmax: 10 T. Ideal: 01:32,036. Lap times and sector data for laps 1-19.

Driver 61: LLOVERAS, Xavier (SPA). GRS. P.Vmax: 2 T. Ideal: 01:31,148. Lap times and sector data for laps 1-15.

Driver 52: MARINANGELI, Nicola (ITA). BHAITECH. P.Vmax: 16 T. Ideal: 01:35,158. Lap times and sector data for laps 1-2.

Driver 62: GARCIA, Belen (SPA). GRS. P.Vmax: 1 T. Ideal: 01:32,778. Lap times and sector data for lap 1.





Circuit de la C.Valenciana

TEST FORMULA RENAULT

ANALYSIS / SECTORS Pre-Season 1 A Eurocup F. Renault

92		MARTINS,Victor		ART GRAND PRIX			
FRA				P.Vmax: 2		T. Ideal: 01:31,225	
Lap	Time	Sector 1	Sector 2	Sector 3	Sector 4	V.Max	Hour
1	START	02:39,386	00:32,432	00:30,522	00:33,736		10:04:11
2	01:51,126	00:27,524	00:29,349	00:24,977	00:29,276	191,15	10:06:02
3	PIT	00:25,810	00:29,233	00:24,838	00:40,547	192,28	10:08:02
4	09:35,987	08:10,970	00:30,180	00:25,410	00:29,427		10:17:38
5	01:46,887	00:25,778	00:27,582	00:24,375	00:29,152	188,37	10:19:25
6	01:46,108	00:25,919	00:27,685	00:23,883	00:28,621	189,47	10:21:11
7	PIT	00:25,920	00:27,033	00:23,698	00:42,425	186,74	10:23:10
8	06:59,556	05:37,174	00:27,972	00:24,703	00:29,707		10:30:10
9	01:45,256	00:25,414	00:26,903	00:24,613	00:28,326	186,21	10:31:55
10	PIT	00:25,014	00:26,559	00:23,620	00:41,204	187,83	10:33:51
11	07:46,145	06:26,816	00:27,324	00:24,060	00:27,945		10:41:38
12	PIT	00:24,731	00:27,258	00:24,179	00:38,330	186,74	10:43:32
13	05:44,018	04:21,638	00:29,289	00:24,406	00:28,685		10:49:16
14	01:46,335	00:24,913	00:27,221	00:26,644	00:27,557	186,21	10:51:02
15	01:39,546	00:22,804	00:26,913	00:23,218	00:26,611	205,71	10:52:42
16	01:32,354	00:21,459	00:24,154	00:21,501	00:25,240	216,72	10:54:14
17	01:31,225	00:21,040	00:23,925	00:21,228	00:25,032	216,72	10:55:46



CRONOCIRCUIT: crono@circuitvalencia.com

