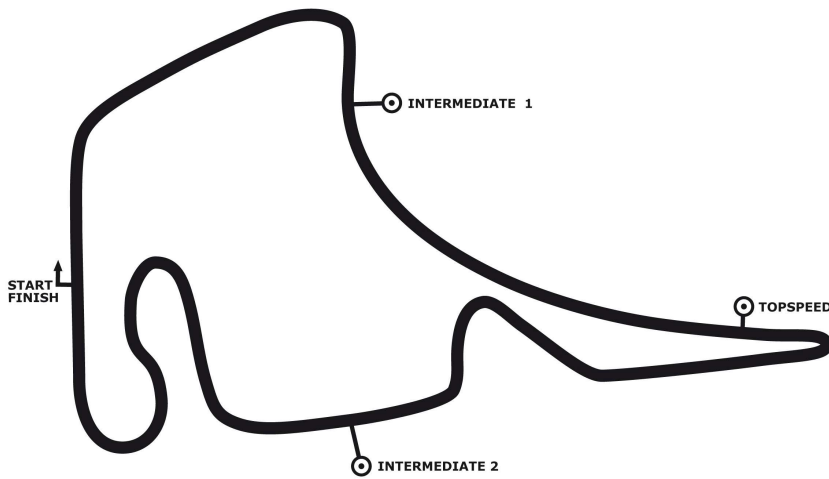


FORMULA RENAULT

 EURO CUP

DTM Hockenheim II

free practice 2



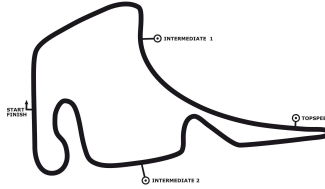
Hockenheimring BW 4574 m

04. - 06.10.2019



wige SOLUTIONS

DTM Hockenheim II
Hockenheimring BW, length 4574 m
04. - 06.10.2019
Formula Renault Eurocup



DMSB-Reg.No.: 262/19

Result free practice 2, 04.10.2019

POS.	No.	CL.	Entrant / Licence Driver / Nation / Licence	Team Car	Laps	Besttime	Gap	km/h fastest
1	1		R-ACE GP / Oscar Piastrri / AUS /	Formula Renault	19	1:53.132		145.550
2	3		R-ACE GP / Alexander Smolyar / RUS /	Formula Renault	19	1:53.404	00.272	145.201
3	11		MP MOTORSPORT / Victor Martins / FRA /	Formula Renault	19	1:53.932	00.800	144.528
4	2	R	R-ACE GP / Caio Collet / BRA /	Formula Renault	19	1:54.112	00.980	144.300
5	25	R	JD MOTORSPORT / Leonardo Lorandi / ITA /	Formula Renault	20	1:54.609	01.477	143.675
6	53	R	BHAITECH / Petr Ptacek / CZE /	Formula Renault	17	1:54.691	01.559	143.572
7	12		MP MOTORSPORT / Lorenzo Colombo / ITA /	Formula Renault	18	1:54.906	01.774	143.303
8	41	R	M2 COMPETITION / Kush Maini / IND /	Formula Renault	15	1:55.526	02.394	142.534
9	18	R	MP MOTORSPORT / Amaury Cordeel / BEL /	Formula Renault	18	1:55.573	02.441	142.476
10	31	R	ARDEN / Patrik Pasma / FIN /	Formula Renault	17	1:55.660	02.528	142.369
11	33		ARDEN / Sebastian Fernandez / ESP /	Formula Renault	16	1:55.731	02.599	142.282
12	51	R	BHAITECH / Federico Malvestiti / ITA /	Formula Renault	19	1:55.914	02.782	142.057
13	27	R	JD MOTORSPORT / Ugo De Wilde / BEL /	Formula Renault	18	1:55.916	02.784	142.055
14	32		ARDEN / Frank Bird / GBR /	Formula Renault	18	1:56.049	02.917	141.892
15	46	R	M2 COMPETITION / Cem Bolukbasi / TUR /	Formula Renault	18	1:56.875	03.743	140.889
16	4	WC	R-ACE GP / Gregoire Saucy / CHE /	Formula Renault	17	1:57.580	04.448	140.044
17	71	R	GRS / Alessio Deledda / ITA /	Formula Renault	14	2:02.504	09.372	134.415
	72		GRS / Xavier Lloveras / ESP /	Formula Renault	0	00.000		0.000

CARS # 1, 12, 18, 25, 27, 32, 41 & 71 - CANCELLATION OF RELEVANT LAP TIMES

Subject to final scrutineering !

Issued:	Clerk of the Course:	Timekeeper:
---------	----------------------	-------------

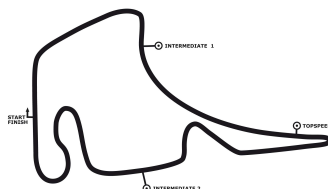


DTM Hockenheim II

Hockenheimring BW, length 4574 m

04. - 06.10.2019

Formula Renault Eurocup



FORMULA RENAULT

EURO CUP

Lap by Lap free practice 2, 04.10.2019

DMSB-Reg.No.: 262/19

1 Oscar Piastrì , Formula Renault / AUS															
1	2:17.802	2	1:59.587	3	1:58.351	4	1:57.313	5	1:56.392	pit	2:09.200	7	5:46.727	8	1:55.893
9	1:54.829	10	1:55.579	11	1:54.420	pit	2:00.208	pit	5:32.891	14	5:41.656	15	1:54.011	16	1:54.504
17	1:54.515	18	1:53.132	19	1:54.343										

2 Caio Collet , Formula Renault Rookie / BRA															
1	2:26.431	2	1:59.055	3	1:57.589	4	1:58.906	5	1:57.393	pit	2:18.489	7	5:28.834	8	1:56.470
9	1:55.772	10	1:56.156	11	1:55.472	pit	2:01.436	pit	5:22.069	14	5:49.578	15	1:56.634	16	1:54.452
17	2:03.887	18	1:54.220	19	1:54.112										

3 Alexander Smolyar , Formula Renault / RUS															
1	2:23.397	2	1:59.038	3	1:57.532	4	1:57.306	5	1:56.401	pit	2:13.745	7	5:36.635	8	1:55.372
9	1:54.605	10	1:54.719	11	1:54.125	pit	2:01.802	pit	5:58.081	14	5:53.168	15	1:55.186	16	1:53.600
17	2:02.489	18	1:53.404	19	1:53.576										

4 Gregoire Saucy , Formula Renault WC / CHE															
1	2:57.155	2	2:12.300	3	2:05.596	4	2:01.744	pit	2:16.310	6	6:44.088	7	2:00.985	8	2:00.053
9	1:59.470	10	1:59.555	11	1:58.219	12	1:57.580	13	1:58.184	pit	2:28.260	15	7:11.526	pit	2:20.037
pit	5:22.582														

11 Victor Martins , Formula Renault / FRA															
1	2:46.217	2	2:02.194	3	1:56.955	4	1:56.672	5	1:56.281	pit	2:25.136	7	5:26.792	8	1:56.889
9	1:55.833	10	1:55.346	11	1:55.270	pit	2:04.943	pit	5:42.117	14	5:08.271	15	1:57.810	16	1:54.928
17	1:54.476	18	1:53.932	19	1:56.187										

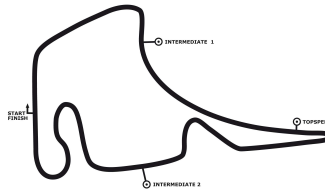
12 Lorenzo Colombo , Formula Renault / ITA															
1	2:47.012	2	2:07.759	3	1:58.842	4	1:58.734	5	1:57.752	pit	2:18.109	7	5:17.871	8	1:57.233
9	1:55.738	10	2:08.545	11	1:56.051	pit	2:06.884	13	10:48.392	14	2:13.637	15	1:59.521	16	1:56.233
17	1:55.059	18	1:54.906												

18 Amaury Cordeel , Formula Renault Rookie / BEL															
1	2:57.816	2	2:02.404	3	1:59.822	4	2:01.526	5	1:58.214	pit	2:16.939	7	6:05.806	8	1:57.247
9	1:56.829	10	1:57.166	11	1:56.666	pit	2:14.189	13	9:55.415	14	2:01.340	15	1:57.010	16	1:55.664
17	2:03.962	18	1:55.573												

25 Leonardo Lorandi , Formula Renault Rookie / ITA															
1	3:10.238	2	2:00.035	3	1:57.884	4	1:57.372	5	1:57.889	pit	2:21.818	7	6:17.111	8	1:56.685
9	1:56.025	10	1:55.465	11	1:55.664	12	1:57.794	13	1:55.241	pit	2:13.545	15	5:47.602	16	1:56.653
17	1:55.378	18	1:55.168	19	1:54.843	20	1:54.609								

27 Ugo De Wilde , Formula Renault Rookie / BEL															
1	2:59.355	2	2:04.848	3	1:58.735	4	2:05.279	5	2:00.699	pit	2:19.412	7	5:58.296	8	1:59.073
9	2:07.895	pit	2:06.024	11	6:47.531	pit	2:15.471	13	4:34.256	14	1:57.847	15	2:00.056	16	1:56.520
17	2:00.228	18	1:55.916												

31 Patrik Pasma , Formula Renault Rookie / FIN															
1	4:12.221	2	2:07.639	3	2:03.608	4	2:00.638	pit	2:20.098	6	5:28.688	7	1:58.848	8	1:58.028
9	1:57.990	10	1:57.215	pit	2:21.873	12	11:52.845	13	1:57.798	14	1:56.571	15	1:56.332	16	1:55.660
17	1:56.911														



Lap by Lap free practice 2, 04.10.2019

32 Frank Bird , Formula Renault / GBR															
1	3:17.051	2	2:03.565	3	2:01.911	4	1:59.617	pit	2:14.610	6	6:55.891	7	1:59.792	8	1:57.797
9	1:58.345	10	2:01.070	11	1:57.452	pit	2:03.816	13	8:53.997	14	2:01.552	15	1:56.355	16	1:57.182
17	1:56.049	18	1:56.321												

33 Sebastian Fernandez , Formula Renault / ESP															
1	3:36.763	2	2:03.407	3	2:00.238	4	1:59.255	pit	2:21.653	6	8:41.247	7	1:59.538	8	1:58.002
9	1:58.037	pit	2:10.119	11	10:48.631	12	1:59.276	13	1:57.329	14	1:55.801	15	1:55.995	16	1:55.731

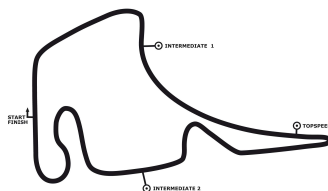
41 Kush Maini , Formula Renault Rookie / IND															
1	4:35.796	2	1:59.817	3	1:59.007	4	1:57.654	pit	2:26.531	6	8:35.131	7	1:57.988	8	1:56.422
9	1:56.931	10	1:59.787	11	1:56.094	pit	2:26.928	13	11:29.309	14	1:55.526	15	1:56.947		

46 Cem Bolukbasi , Formula Renault Rookie / TUR															
1	4:05.795	2	2:04.902	3	2:03.189	4	2:02.712	pit	2:16.768	6	6:01.139	7	2:00.655	8	2:00.619
9	1:59.169	10	1:59.950	11	1:58.818	12	2:00.704	pit	2:09.479	14	8:06.180	15	1:57.972	16	2:00.191
17	1:58.969	18	1:56.875												

51 Federico Malvestiti , Formula Renault Rookie / ITA															
1	3:32.479	2	2:02.934	3	2:00.563	4	1:59.192	pit	2:30.008	6	6:35.437	7	1:59.313	8	2:09.728
9	1:58.905	10	1:57.475	11	1:57.040	12	2:00.609	pit	2:12.054	14	6:59.166	15	1:57.581	16	1:57.328
17	1:55.914	18	1:56.015	19	1:56.327										

53 Petr Ptacek , Formula Renault Rookie / CZE															
1	4:28.673	2	1:59.325	3	1:59.268	4	1:59.658	pit	2:23.377	6	6:00.465	7	1:57.401	8	1:57.259
9	1:56.662	10	1:56.680	11	1:55.999	12	2:03.661	pit	2:12.376	14	10:49.651	15	1:55.434	16	1:54.691
17	1:55.243														

71 Alessio Deledda , Formula Renault Rookie / ITA															
1	4:09.750	2	2:10.067	3	2:31.583	pit	6:39.011	5	3:46.541	6	2:07.330	7	2:14.173	8	2:04.443
9	2:03.920	10	2:02.504	11	6:01.868	12	6:27.630	13	2:03.017	14	2:19.296				



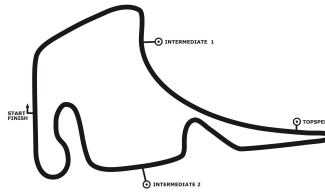
Lap Analysis free practice 2, 04.10.2019

1 Oscar Piastrì , Formula Renault / AUS									theoretical besttime: 1:52.865								
Lap	Time	S1	V1	S2	V2	S3	V3	Vmax	Lap	Time	S1	V1	S2	V2	S3	V3	Vmax
1	2:17.802		123	56.979	161	40.213	177	211	11	1:54.420	25.908	149	51.863	176	36.649	183	227
2	1:59.587	27.354	142	53.888	167	38.345	183	225	12	2:00.208	25.630	149	52.012	175			231
3	1:58.351	26.567	146	53.321	169	38.463	185	228	13	5:32.891	3:47.285	145	52.736	157			224
4	1:57.313	26.443	148	53.057	172	37.813	184	226	14	5:41.656	4:12.663	144	52.689	175	36.304	186	223
5	1:56.392	26.444	148	52.659	173	37.289	186	226	15	1:54.011	25.587	145	52.084	176	36.340	187	229
6	2:09.200	26.298	147	54.849	152			227	16	1:54.504	25.758	149	51.468	177	37.278	188	229
7	5:46.727	4:15.087	132	53.708	167	37.932	186	222	17	1:54.515	25.883	134	52.458	176	36.174	187	226
8	1:55.893	26.592	149	52.375	176	36.926	186	228	18	1:53.132	25.854	149	51.290	177	35.988	187	228
9	1:54.829	26.268	147	51.891	176	36.670	187	228	19	1:54.343	26.166	147	52.035	176		187	227
10	1:55.579	26.428	148	52.125	175		186	227									

2 Caio Collet , Formula Renault Rookie / BRA									theoretical besttime: 1:53.988								
Lap	Time	S1	V1	S2	V2	S3	V3	Vmax	Lap	Time	S1	V1	S2	V2	S3	V3	Vmax
1	2:26.431		134	56.586	167	39.399	181	210	11	1:55.472	26.192	147	52.316	171	36.964	186	226
2	1:59.055	26.877	144	53.821	170	38.357	184	226	12	2:01.436	26.163	147	52.241	173			225
3	1:57.589	26.720	145	53.198	170	37.671	186	225	13	5:22.069	3:34.780	145	52.713	170			221
4	1:58.906	26.743	146	53.232	168	38.931	184	226	14	5:49.578	4:19.230	149	52.974	170	37.374	186	222
5	1:57.393	26.580	146	53.167	169	37.646	184	224	15	1:56.634	27.627	141	52.326	173	36.681	187	226
6	2:18.489	26.625	147	56.768	164			225	16	1:54.452	25.952	147	51.797	172	36.703	186	226
7	5:28.834	3:56.284	136	54.319	170	38.231	184	221	17	2:03.887	29.390	98	57.800	173	36.697	184	181
8	1:56.470	26.383	145	52.914	171	37.173	185	226	18	1:54.220	25.899	148	51.954	172	36.367	185	227
9	1:55.772	26.223	146	52.329	169	37.220	185	226	19	1:54.112	25.824	148	51.831	172	36.457	185	227
10	1:56.156	26.040	149	53.123	170	36.993	185	225									

3 Alexander Smolyar , Formula Renault / RUS									theoretical besttime: 1:53.236								
Lap	Time	S1	V1	S2	V2	S3	V3	Vmax	Lap	Time	S1	V1	S2	V2	S3	V3	Vmax
1	2:23.397		117	57.353	162	39.753	180	196	11	1:54.125	25.459	149	51.908	173	36.758	186	225
2	1:59.038	26.872	131	54.109	168	38.057	183	225	12	2:01.802	25.645	146	52.185	171			225
3	1:57.532	26.356	143	53.257	171	37.919	173	225	13	5:58.081	4:03.697	127	1:00.654	146			212
4	1:57.306	27.430	142	52.784	167	37.092	186	224	14	5:53.168	4:08.846	103	1:01.641	155	42.681	182	174
5	1:56.401	26.348	145	53.042	171	37.011	186	226	15	1:55.186	25.922	144	52.357	171	36.907	187	226
6	2:13.745	25.974	147	53.278	144			225	16	1:53.600	25.572	147	51.854	172	36.174	187	228
7	5:36.635	4:05.435	145	53.568	167	37.632	186	223	17	2:02.489	25.664	146	59.194	167	37.631	185	212
8	1:55.372	26.037	146	52.454	170	36.881	186	224	18	1:53.404	25.545	149	51.783	172	36.076	188	228
9	1:54.605	25.791	148	52.264	169	36.550	186	224	19	1:53.576	25.762	147	51.701	175	36.113	188	229
10	1:54.719	25.680	146	52.289	172	36.750	186	224									

4 Gregoire Saucy , Formula Renault WC / CHE									theoretical besttime: 1:57.105								
Lap	Time	S1	V1	S2	V2	S3	V3	Vmax	Lap	Time	S1	V1	S2	V2	S3	V3	Vmax
1	2:57.155		121	1:09.182	124	44.922	156	157	10	1:59.555	27.530	136	53.902	171	38.123	185	229
2	2:12.300	30.999	124	59.756	167	41.545	180	191	11	1:58.219	26.446	146	53.832	170	37.941	186	227
3	2:05.596	28.946	137	56.285	169	40.365	183	225	12	1:57.580	26.478	145	53.367	172	37.735	186	227
4	2:01.744	27.459	136	54.960	169	39.325	183	225	13	1:58.184	26.675	148	53.104	173	38.405	186	228
5	2:16.310	27.217	140	55.865	161			226	14	2:28.260	29.153	120	1:07.582	160			143
6	6:44.088	5:04.699	129	59.008	168	40.381	181	210	15	7:11.526	5:39.088	140	54.000	171	38.438	184	225
7	2:00.985	27.167	136	55.045	170	38.773	186	225	16	2:20.037	26.495	147	52.924	173			227
8	2:00.053	27.133	144	54.181	170	38.739	186	227	17	5:22.582	3:37.707	136	57.558	171			208
9	1:59.470	26.797	142	54.162	172	38.511	185	226									



Lap Analysis free practice 2, 04.10.2019

11 Victor Martins , Formula Renault / FRA

theoretical besttime: **1:53.746**

Lap	Time	S1	V1	S2	V2	S3	V3	Vmax	Lap	Time	S1	V1	S2	V2	S3	V3	Vmax
1	2:46.217		120	59.369	158	40.899	170	196	11	1:55.270	26.343	141	52.065	177	36.862	187	227
2	2:02.194	27.564	142	55.507	169	39.123	185	216	12	2:04.943	25.787	146	52.051	177			227
3	1:56.955	26.277	146	52.903	173	37.775	184	227	13	5:42.117	3:50.831	125	58.933	168			191
4	1:56.672	26.158	141	52.704	175	37.810	186	227	14	5:08.271	3:35.531	135	54.421	170	38.319	184	223
5	1:56.281	26.318	145	52.491	175	37.472	187	226	15	1:57.810	26.472	142	54.245	175	37.093	187	228
6	2:25.136	26.944	145	57.338	130			225	16	1:54.928	25.809	147	51.971	175	37.148	186	229
7	5:26.792	3:44.038	135	56.241	155	46.513	182	222	17	1:54.476	25.706	147	51.921	175	36.849	188	229
8	1:56.889	26.468	143	52.767	175	37.654	188	227	18	1:53.932	25.712	145	51.681	175	36.539	188	228
9	1:55.833	26.147	138	52.540	175	37.146	187	227	19	1:56.187	25.526	146	51.901	175	38.760	187	229
10	1:55.346	25.946	146	52.143	176	37.257	188	228									

12 Lorenzo Colombo , Formula Renault / ITA

theoretical besttime: **1:54.662**

Lap	Time	S1	V1	S2	V2	S3	V3	Vmax	Lap	Time	S1	V1	S2	V2	S3	V3	Vmax
1	2:47.012		130	56.913	169	40.361	171	215	10	2:08.545	26.586	140	1:03.745	173	38.214	188	227
2	2:07.759	28.566	132	58.373	171	40.820	181	179	11	1:56.051	26.190	135	52.917	174	36.944	188	225
3	1:58.842	27.016	145	53.644	168	38.182	185	224	12	2:06.884	25.704	142	52.382	175			226
4	1:58.734	26.928	136	53.569	171	38.237	185	224	13	10:48.392	9:10.057	123	58.800	165	39.535	184	211
5	1:57.752	27.056	140	53.159	171	37.537	187	225	14	2:13.637	26.898	138	58.548	149	48.191	185	225
6	2:18.109	26.358	136	58.525	145			177	15	1:59.521	27.813	110	54.511	171	37.197	187	221
7	5:17.871	3:37.936	129	54.359	169	45.576	185	222	16	1:56.233	26.065	140	53.041	174	37.127	187	228
8	1:57.233	26.530	133	53.481	171	37.222	187	225	17	1:55.059	25.963	144	52.343	174	36.753	187	229
9	1:55.738	25.833	138	52.704	174		188	226	18	1:54.906	25.948	139	52.322	172	36.636	187	228

18 Amaury Cordeel , Formula Renault Rookie / BEL

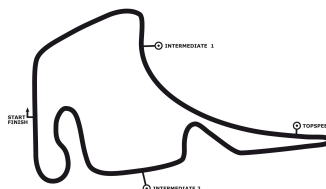
theoretical besttime: **1:55.355**

Lap	Time	S1	V1	S2	V2	S3	V3	Vmax	Lap	Time	S1	V1	S2	V2	S3	V3	Vmax
1	2:57.816		129	58.072	160	42.593	182	202	10	1:57.166	26.339	148	53.041	173	37.786	187	227
2	2:02.404	28.766	136	54.634	166	39.004	185	219	11	1:56.666	26.300	150	52.880	175	37.486	187	226
3	1:59.822	26.986	142	53.865	170	38.971	181	226	12	2:14.189	26.203	152	52.992	171			227
4	2:01.526	26.959	141	55.388	166	39.179	186	226	13	9:55.415	8:17.658	127	57.649	169	40.108	183	199
5	1:58.214	26.704	143	53.344	169	38.166	186	226	14	2:01.340	27.499	144	55.182	168	38.659	185	222
6	2:16.939	27.055	145	54.204	161			226	15	1:57.010	26.486	146	53.038	173	37.486	187	229
7	6:05.806	4:32.143	141	54.765	173	38.898	185	224	16	1:55.664	26.168	149	52.502	175	36.994	187	231
8	1:57.247	26.533	149	52.756	174	37.958	186	227	17	2:03.962	26.633	151	52.351	173		181	229
9	1:56.829	26.454	150	52.311	174	38.064	187	227	18	1:55.573	26.367	149	52.330	174	36.876	188	231

25 Leonardo Lorandi , Formula Renault Rookie / ITA

theoretical besttime: **1:54.609**

Lap	Time	S1	V1	S2	V2	S3	V3	Vmax	Lap	Time	S1	V1	S2	V2	S3	V3	Vmax
1	3:10.238		121	1:00.402	158	40.632	177	164	11	1:55.664	25.932	150	52.487	172	37.245	187	225
2	2:00.035	27.417	144	54.278	172	38.340	184	224	12	1:57.794	26.091	150	53.839	166		183	225
3	1:57.884	26.699	147	53.107	173	38.078	184	223	13	1:55.241	26.213	151	52.386	173		185	225
4	1:57.372	26.277	149	53.126	172	37.969	184	223	14	2:13.545	26.066	147	56.541	154			225
5	1:57.889	27.014	150	53.146	170	37.729	185	223	15	5:47.602	4:13.009	137	55.111	169	39.482	183	220
6	2:21.818	26.857	135	54.281	153			223	16	1:56.653	26.579	149	53.024	174	37.050	185	227
7	6:17.111	4:45.696	141	53.759	170	37.656	182	219	17	1:55.378	26.150	150	52.620	173	36.608	185	226
8	1:56.685	26.196	150	52.897	173	37.592	185	223	18	1:55.168	26.185	151	52.418	174	36.565	185	226
9	1:56.025	26.059	149	52.565	171		185	224	19	1:54.843	25.974	151	52.394	172	36.475	185	227
10	1:55.465	26.034	149	52.629	173		186	225	20	1:54.609	25.892	148	52.249	174	36.468	185	227



Lap Analysis free practice 2, 04.10.2019

27 Ugo De Wilde , Formula Renault Rookie / BEL theoretical besttime: 1:55.798

Lap	Time	S1	V1	S2	V2	S3	V3	Vmax	Lap	Time	S1	V1	S2	V2	S3	V3	Vmax
1	2:59.355		132	56.510	166	40.077	183	220	10	2:06.024	26.755	146	54.570	169			225
2	2:04.848	28.221	133	54.934	167	41.693	184	226	11	6:47.531	5:10.922	130	55.723	168		158	218
3	1:58.735	26.819	145	53.778	170	38.138	183	226	12	2:15.471	28.646	139	55.637	167			224
4	2:05.279	26.867	147	57.715	142		183	226	13	4:34.256	3:00.366	137	55.354	167	38.536	183	224
5	2:00.699	26.903	147	54.668	165	39.128	158	225	14	1:57.847	26.819	145	53.437	171	37.591	185	226
6	2:19.412	29.363	128	57.077	154			221	15	2:00.056	27.440	132	55.221	171		185	221
7	1:58.296	4:17.615	139	59.088	168	41.593	177	221	16	1:56.520	26.444	150	53.145	172	36.931	184	228
8	1:59.073	27.098	146	53.950	170	38.025	185	225	17	2:00.228	26.065	149	55.743	157	38.420	185	228
9	2:07.895	26.673	145	59.778	149	41.444	183	225	18	1:55.916	26.121	147	52.802	173	36.993	187	228

31 Patrik Pasma , Formula Renault Rookie / FIN theoretical besttime: 1:55.461

Lap	Time	S1	V1	S2	V2	S3	V3	Vmax	Lap	Time	S1	V1	S2	V2	S3	V3	Vmax
1	4:12.221		117	58.674	164	41.891	181	217	10	1:57.215	26.573	150	52.734	173	37.908	184	225
2	2:07.639	28.802	127	57.046	167	41.791	181	222	11	2:21.873	26.772	150	1:07.405	166			225
3	2:03.608	27.997	133	54.753	170	40.858	181	225	12	11:52.845	10:20	142	54.308	172	38.435	185	223
4	2:00.638	27.610	141	53.707	172	39.321	183	224	13	1:57.798	26.502	151	52.823	173	38.473	185	226
5	2:20.098	26.926	144	58.909	150			194	14	1:56.571	26.362	151	52.635	173	37.574	184	227
6	5:28.688	3:54.371	138	54.969	171	39.348	183	223	15	1:56.332	26.442	151	52.756	176	37.134	185	227
7	1:58.848	27.074	145	53.292	172	38.482	184	224	16	1:55.660	26.334	151	52.339	175	36.987	186	227
8	1:58.028	26.956	148	52.838	172	38.234	181	224	17	1:56.911	26.135	151	52.421	175		104	229
9	1:57.990	26.818	149	52.978	170	38.194	182	225									

32 Frank Bird , Formula Renault / GBR theoretical besttime: 1:55.797

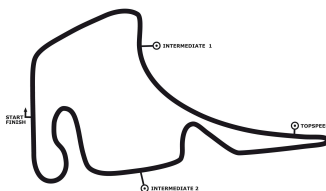
Lap	Time	S1	V1	S2	V2	S3	V3	Vmax	Lap	Time	S1	V1	S2	V2	S3	V3	Vmax
1	3:17.051		116	58.976	152	41.205	178	186	10	2:01.070	26.615	144	56.025	168	38.430	185	225
2	2:03.565	28.538	133	55.447	167		181	222	11	1:57.452	26.506	147	53.097	171	37.849	185	225
3	2:01.911	27.279	134	54.876	167	39.756	182	225	12	2:03.816	26.311	145					225
4	1:59.617	26.913	140	53.878	169	38.826	182	225	13	8:53.997	7:17.248	134	58.218	170	38.531	184	164
5	2:14.610	26.770	143	54.292	165			224	14	2:01.552	26.396	146	53.865	146	41.291	185	226
6	6:55.891	5:11.750	123	56.453	154	47.688	182	217	15	1:56.355	26.230	145	52.874	172	37.251	185	226
7	1:59.792	27.136	138	54.078	170	38.578	185	224	16	1:57.182	26.150	144	52.959	172	38.073	186	226
8	1:57.797	26.336	145	53.180	171	38.281	184	226	17	1:56.049	26.183	147	52.396	171	37.470	185	227
9	1:58.345	26.561	146	53.480	171	38.304	186	225	18	1:56.321	26.221	148	52.770	171	37.330	184	228

33 Sebastian Fernandez , Formula Renault / ESP theoretical besttime: 1:55.366

Lap	Time	S1	V1	S2	V2	S3	V3	Vmax	Lap	Time	S1	V1	S2	V2	S3	V3	Vmax
1	3:36.763		113	1:02.490	165	42.192	163	173	9	1:58.037	26.586	144	53.447	173	38.004	186	227
2	2:03.407	27.923	129	55.444	168	40.040	184	224	10	2:10.119	28.191	140	53.416	174			228
3	2:00.238	27.072	137	53.916	171	39.250	181	226	11	10:48.631	9:08.168	120	59.153	143	41.310	180	223
4	1:59.255	27.063	136	53.457	171	38.735	184	225	12	1:59.276	27.506	138	53.377	173	38.393	183	227
5	2:21.653	26.858	138	53.647	168			225	13	1:57.329	26.468	141	53.063	174	37.798	187	228
6	8:41.247	7:07.235	129	55.267	167	38.745	182	223	14	1:55.801	26.006	144	52.699	174	37.096	188	231
7	1:59.538	26.564	142	54.450	170	38.524	184	227	15	1:55.995	26.312	141	52.529	174	37.154	187	229
8	1:58.002	26.416	140	53.302	171	38.284	185	227	16	1:55.731	25.950	145	52.894	174	36.887	187	232

41 Kush Maini , Formula Renault Rookie / IND theoretical besttime: 1:55.443

Lap	Time	S1	V1	S2	V2	S3	V3	Vmax	Lap	Time	S1	V1	S2	V2	S3	V3	Vmax
1	4:35.796		129	55.652	169	39.144	182	220	9	1:56.931	26.015	149	53.200	171	37.716	185	225
2	1:59.817	27.278	143	54.084	170	38.455	185	224	10	1:59.787	26.051	148	55.884	166	37.852	184	226
3	1:59.007	27.035	145	53.362	171	38.610	184	225	11	1:56.094	26.179	149	52.719	173	37.196	185	227
4	1:57.654	26.487	145	53.136	172	38.031	184	224	12	2:26.928	25.943	150	1:03.046	148			227
5	2:26.531	26.243	145	1:00.718	144			188	13	11:29.309	9:54.585	137	55.845	167	38.879	184	225
6	8:35.131	6:56.552	138	57.169	133	41.410	183	222	14	1:55.526	25.963	150	52.401	171	37.162	185	227
7	1:57.988	26.383	146	53.499	169	38.106	185	225	15	1:56.947	25.880	152	53.159	171		184	227
8	1:56.422	26.121	149	52.902	172	37.399	184	225									



Lap Analysis free practice 2, 04.10.2019

46 Cem Bolukbasi , Formula Renault Rookie / TUR

theoretical besttime: 1:56.875

Lap	Time	S1	V1	S2	V2	S3	V3	Vmax	Lap	Time	S1	V1	S2	V2	S3	V3	Vmax
1	4:05.795		123	58.446	164	41.667	179	219	10	1:59.950	27.224	140	54.098	170	38.628	183	225
2	2:04.902	28.374	132	56.308	166	40.220	180	223	11	1:58.818	26.939	137	53.728	171	38.151	184	225
3	2:03.189	27.685	134	54.773	166	40.731	181	223	12	2:00.704	27.011	137	55.250	165	38.443	184	224
4	2:02.712	28.309	129	55.450	167	38.953	182	224	13	2:09.479	26.966	141	53.311	171			225
5	2:16.768	27.381	137	57.411	160			224	14	8:06.180	6:33.757	138	54.353	168	38.070	184	222
6	6:01.139	4:26.793	132	55.128	168	39.218	182	221	15	1:57.972	26.994	142	53.219	171	37.759	184	226
7	2:00.655	27.542	135	54.192	171	38.921	183	225	16	2:00.191	27.031	129	55.059	171	38.101	185	224
8	2:00.619	27.286	138	54.285	172	39.048	183	225	17	1:58.969	26.997	138	54.031	172	37.941	185	226
9	1:59.169	26.941	140	53.989	171	38.239	184	225	18	1:56.875	26.499	140	53.186	173	37.190	185	226

51 Federico Malvestiti , Formula Renault Rookie / ITA

theoretical besttime: 1:55.513

Lap	Time	S1	V1	S2	V2	S3	V3	Vmax	Lap	Time	S1	V1	S2	V2	S3	V3	Vmax
1	3:32.479		123	58.049	158	40.749	179	207	11	1:57.040	26.353	143	53.182	171	37.505	185	226
2	2:02.934	28.281	132	55.540	166	39.113	182	224	12	2:00.609	26.177	139	56.102	170	38.330	183	227
3	2:00.563	26.797	141	55.037	169	38.729	183	225	13	2:12.054	26.633	126	53.395	173			225
4	1:59.192	26.654	141	53.984	169	38.554	182	226	14	6:59.166	5:26.063	125	54.537	169	38.566	182	223
5	2:30.008	28.437	104	1:01.067	141			207	15	1:57.581	26.725	137	53.297	170	37.559	185	227
6	6:35.437	4:59.912	131	56.121	168	39.404	183	219	16	1:57.328	26.207	141	53.345	172	37.776	184	227
7	1:59.313	26.864	139	53.852	170	38.597	183	224	17	1:55.914	25.971	141	52.636	175	37.307	184	229
8	2:09.728	30.509	125	58.917	169	40.302	184	182	18	1:56.015	26.437	135	52.633	174	36.945	185	228
9	1:58.905	26.722	142	53.939	172	38.244	184	227	19	1:56.327	25.935	134	53.236	173	37.156	183	229
10	1:57.475	26.555	138	53.435	173	37.485	185	226									

53 Petr Ptacek , Formula Renault Rookie / CZE

theoretical besttime: 1:54.458

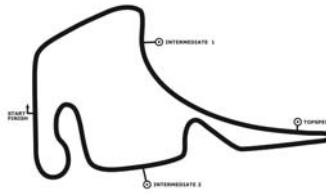
Lap	Time	S1	V1	S2	V2	S3	V3	Vmax	Lap	Time	S1	V1	S2	V2	S3	V3	Vmax
1	4:28.673		125	57.573	169	39.426	182	218	10	1:56.680	26.383	141	52.883	174	37.414	186	227
2	1:59.325	27.049	135	53.873	173	38.403	184	225	11	1:55.999	26.418	142	52.486	175	37.095	185	227
3	1:59.268	26.512	137	53.513	169	39.243	181	226	12	2:03.661	26.625	140	58.785	169	38.251	186	229
4	1:59.658	27.374	131	53.923	172	38.361	185	226	13	2:12.376	26.320	143	52.259	175			227
5	2:23.377	26.903	140	57.207	154			226	14	10:49.651	9:18.466	135	53.673	173	37.512	185	219
6	6:00.465	4:27.820	134	54.457	172	38.188	185	212	15	1:55.434	26.003	143	52.423	175	37.008	186	229
7	1:57.401	26.892	137	52.837	174	37.672	184	226	16	1:54.691	25.988	143	52.082	175	36.621	187	229
8	1:57.259	26.596	138	52.889	174	37.774	184	227	17	1:55.243	25.755	144	52.203	174	37.285	186	230
9	1:56.662	26.765	141	52.502	174	37.395	186	227									

71 Alessio Deledda , Formula Renault Rookie / ITA

theoretical besttime: 2:02.411

Lap	Time	S1	V1	S2	V2	S3	V3	Vmax	Lap	Time	S1	V1	S2	V2	S3	V3	Vmax
1	4:09.750		93	1:04.802	144	45.665	178	177	8	2:04.443	28.084	127	55.757	168	40.602	181	228
2	2:10.067	29.351	115	57.277	156	43.439	168	225	9	2:03.920	27.974	130	55.803	166	40.143	182	226
3	2:31.583	31.229	120	56.864	163	1:03.490	179	225	10	2:02.504	27.483	124	55.297	169	39.724	184	228
4	6:39.011	28.823	128	5:16.925	120			226	11	6:01.868	28.564	125	55.416	167			227
5	3:46.541	2:05.620	107	58.225	162	42.696	182	224	12	6:27.630	4:45.953	118	58.838	162	42.839	178	225
6	2:07.330	28.457	119	57.769	167	41.104	182	225	13	2:03.017	27.716	136	55.204	166	40.097	182	228
7	2:14.173	27.783	126	1:01.768	71	44.622	181	226	14	2:19.296	27.497	126	55.542	166			228

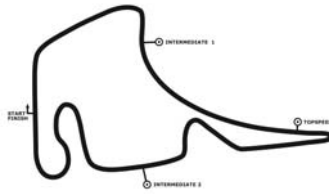
DTM Hockenheim II
Hockenheimring BW, length 4574 m
04. - 06.10.2019
Formula Renault Eurocup



DMSB-Reg.No.: 262/19

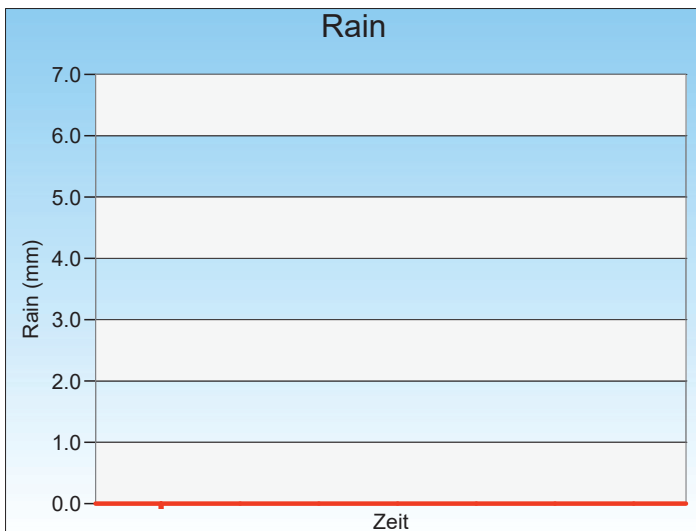
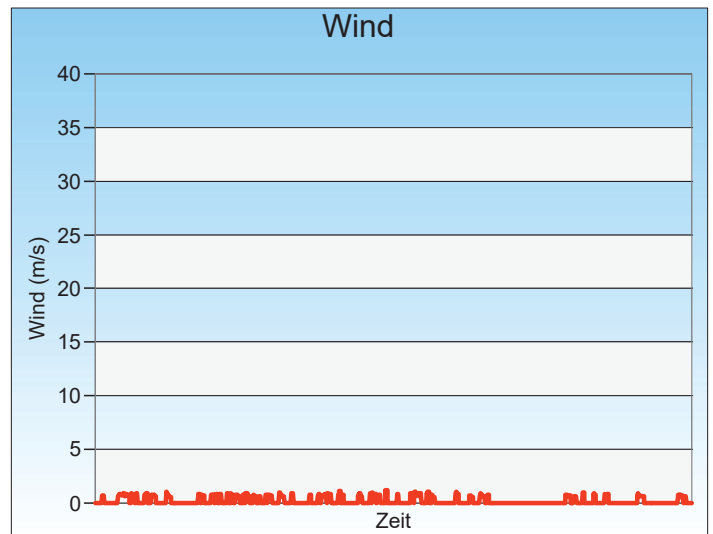
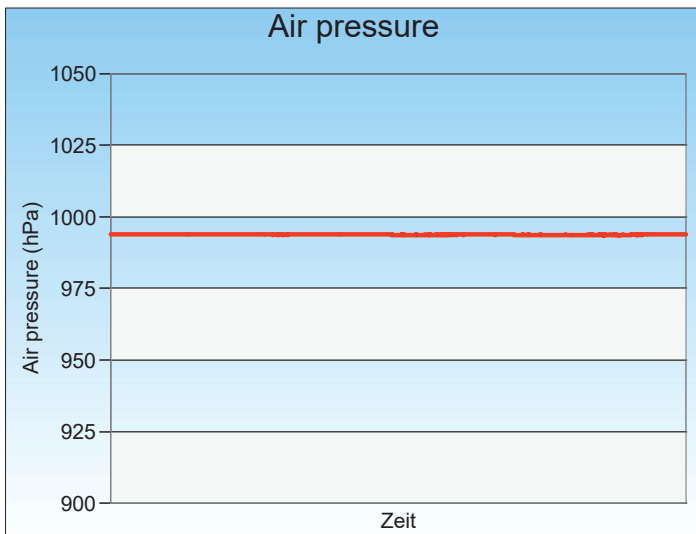
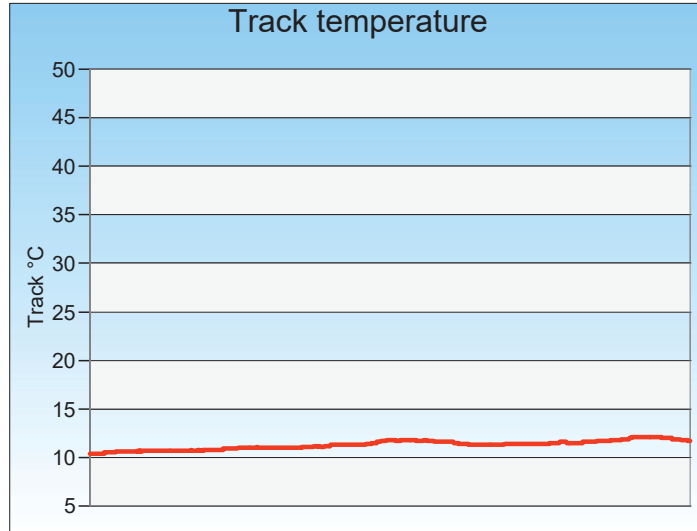
Best Sector Times free practice 2

Pos.	sector 1			sector 2			sector 3			theoretical and best lap time				
	No	Driver	Time	No	Driver	Time	No	Driver	Time	No	Driver	theoretical	Best	Pos
1	3	Smolyar A.	25.459	1	Piastri O.	51.290	1	Piastri O.	35.988	1	Piastri O.	1:52.865	1:53.132	1
2	11	Martins V.	25.526	11	Martins V.	51.681	3	Smolyar A.	36.076	3	Smolyar A.	1:53.236	1:53.404	2
3	1	Piastri O.	25.587	3	Smolyar A.	51.701	2	Collet C.	36.367	11	Martins V.	1:53.746	1:53.932	3
4	12	Colombo L.	25.704	2	Collet C.	51.797	25	Lorandi L.	36.468	2	Collet C.	1:53.988	1:54.112	4
5	53	Ptacek P.	25.755	53	Ptacek P.	52.082	11	Martins V.	36.539	53	Ptacek P.	1:54.458	1:54.691	6
6	2	Collet C.	25.824	25	Lorandi L.	52.249	53	Ptacek P.	36.621	25	Lorandi L.	1:54.609	1:54.609	5
7	41	Maini K.	25.880	18	Cordeel A.	52.311	12	Colombo L.	36.636	12	Colombo L.	1:54.662	1:54.906	7
8	25	Lorandi L.	25.892	12	Colombo L.	52.322	18	Cordeel A.	36.876	18	Cordeel A.	1:55.355	1:55.573	9
9	51	Malvestiti F.	25.935	31	Pasma P.	52.339	33	Fernandez S.	36.887	33	Fernandez S.	1:55.366	1:55.731	11
10	33	Fernandez S.	25.950	32	Bird F.	52.396	27	De Wilde U.	36.931	41	Maini K.	1:55.443	1:55.526	8
11	27	De Wilde U.	26.065	41	Maini K.	52.401	51	Malvestiti F.	36.945	31	Pasma P.	1:55.461	1:55.660	10
12	31	Pasma P.	26.135	33	Fernandez S.	52.529	31	Pasma P.	36.987	51	Malvestiti F.	1:55.513	1:55.914	12
13	32	Bird F.	26.150	51	Malvestiti F.	52.633	41	Maini K.	37.162	32	Bird F.	1:55.797	1:56.049	14
14	18	Cordeel A.	26.168	27	De Wilde U.	52.802	46	Bolukbasi C.	37.190	27	De Wilde U.	1:55.798	1:55.916	13
15	4	Saucy G.	26.446	4	Saucy G.	52.924	32	Bird F.	37.251	46	Bolukbasi C.	1:56.875	1:56.875	15
16	46	Bolukbasi C.	26.499	46	Bolukbasi C.	53.186	4	Saucy G.	37.735	4	Saucy G.	1:57.105	1:57.580	16
17	71	Deledda A.	27.483	71	Deledda A.	55.204	71	Deledda A.	39.724	71	Deledda A.	2:02.411	2:02.504	17
18	72	Lloveras X.	00.000	72	Lloveras X.	00.000	72	Lloveras X.	00.000	72	Lloveras X.	00.000	00.000	0



Weather free practice 2

04.10.2019, 14:05:00 - 14:55:00



Weather:

