



Circuit de Barcelona
 Formula Renault Eurocup
 Collective test 2
 Provisional Results



Cls	Nº	Driver	Nat	Competitor	Nat	Rookie	Cls	Laps	Best	Time	Gap	Interval	Km/h
1	31	Christian Lundgaard	DEN	MP MOTORSPORT	NED	R	1	16	12	1:43.383			162.0
2	61	Lorenzo Colombo	ITA	JD MOTORSPORT	ITA	R	2	11	3	1:43.423	0.040	0.040	162.0
3	41	Oscar Piastrri	AUS	ARDEN	GBR	R	3	17	14	1:43.544	0.161	0.121	161.8
4	21	Neil Verhagen	USA	TECH 1 RACING	FRA			17	12	1:43.693	0.310	0.149	161.6
5	62	Thomas Maxwell	AUS	JD MOTORSPORT	ITA			19	18	1:43.806	0.423	0.113	161.4
6	22	Alexander Smolyar	RUS	TECH 1 RACING	FRA	R	4	16	11	1:43.808	0.425	0.002	161.4
7	1	Max Fewtrell	GBR	R-ACE GP	FRA			18	11	1:43.876	0.493	0.068	161.3
8	32	Alex Peroni	AUS	MP MOTORSPORT	NED			18	14	1:43.900	0.517	0.024	161.2
9	16	Yifei Ye	CHN	JOSEF KAUFMANN RACING	GER			16	6	1:43.959	0.576	0.059	161.1
10	4	Victor Martins	FRA	R-ACE GP	FRA	R	5	18	5	1:44.010	0.627	0.051	161.1
11	85	Raúl Guzman	MEX	FORTEC MOTORSPORTS	GBR			16	13	1:44.019	0.636	0.009	161.1
12	84	Vladimir Tziortzis	RUS	FORTEC MOTORSPORTS	GBR	R	6	9	4	1:44.033	0.650	0.014	161.0
13	2	Logan Sargeant	USA	R-ACE GP	FRA	R	7	19	13	1:44.038	0.655	0.005	161.0
14	24	Frank Bird	GBR	TECH 1 RACING	FRA			16	10	1:44.057	0.674	0.019	161.0
15	33	Freek Schothorst	NED	MP MOTORSPORT	NED	R	8	16	12	1:44.157	0.774	0.100	160.8
16	23	Thomas Neubauer	FRA	TECH 1 RACING	FRA			16	9	1:44.166	0.783	0.009	160.8
17	11	Clément Novalak	GBR	JOSEF KAUFMANN RACING	GER	R	9	16	6	1:44.184	0.801	0.018	160.8
18	53	Eliseo Martinez	ESP	AVF BY ADRIAN VALLES	ESP	R	10	18	11	1:44.256	0.873	0.072	160.7
19	3	Charles Milesi	FRA	R-ACE GP	FRA	R	11	19	10	1:44.352	0.969	0.096	160.5
20	42	Nikita Volegov	RUS	ARDEN	GBR	R	12	12	8	1:44.457	1.074	0.105	160.4
21	43	Sami Taoufik	MAR	ARDEN	GBR	R	13	16	11	1:44.678	1.295	0.221	160.0
22	54	Christian Munoz	COL	AVF BY ADRIAN VALLES	ESP	R	14	15	14	1:44.744	1.361	0.066	159.9
23	63	Najiy Razak	MAS	JD MOTORSPORT	ITA			17	11	1:44.776	1.393	0.032	159.9
24	51	Axel Matus	MEX	AVF BY ADRIAN VALLES	ESP			17	9	1:45.025	1.642	0.249	159.5

Published at:.....

Track Temp: 28.8 °C Air Temp: 23.6 °C Humidity: 62 % Track Status: DRY

Stewards:

Race Director:

Timekeeper:





Circuit de Barcelona
 Formula Renault Eurocup
 Collective test 2
 Provisional Results by Class

**FORMULA
 RENAULT**
 EURO CUP

Cls	Nº	Driver	Nat	Competitor	Nat	Rookie	Laps	Best	Time	Gap	Interval	Km/h
1	21	Neil Verhagen	USA	TECH 1 RACING	FRA		17	12	1:43.693			161.6
2	62	Thomas Maxwell	AUS	JD MOTORSPORT	ITA		19	18	1:43.806	0.113	0.113	161.4
3	1	Max Fewtrell	GBR	R-ACE GP	FRA		18	11	1:43.876	0.183	0.070	161.3
4	32	Alex Peroni	AUS	MP MOTORSPORT	NED		18	14	1:43.900	0.207	0.024	161.2
5	16	Yifei Ye	CHN	JOSEF KAUFMANN RACING	GER		16	6	1:43.959	0.266	0.059	161.1
6	85	Raúl Guzman	MEX	FORTEC MOTORSPORTS	GBR		16	13	1:44.019	0.326	0.060	161.1
7	24	Frank Bird	GBR	TECH 1 RACING	FRA		16	10	1:44.057	0.364	0.038	161.0
8	23	Thomas Neubauer	FRA	TECH 1 RACING	FRA		16	9	1:44.166	0.473	0.109	160.8
9	63	Najiy Razak	MAS	JD MOTORSPORT	ITA		17	11	1:44.776	1.083	0.610	159.9
10	51	Axel Matus	MEX	AVF BY ADRIAN VALLES	ESP		17	9	1:45.025	1.332	0.249	159.5
Rookie												
1	31	Christian Lundgaard	DEN	MP MOTORSPORT	NED	R	16	12	1:43.383			162.0
2	61	Lorenzo Colombo	ITA	JD MOTORSPORT	ITA	R	11	3	1:43.423	0.040	0.040	162.0
3	41	Oscar Piastrì	AUS	ARDEN	GBR	R	17	14	1:43.544	0.161	0.121	161.8
4	22	Alexander Smolyar	RUS	TECH 1 RACING	FRA	R	16	11	1:43.808	0.425	0.264	161.4
5	4	Victor Martins	FRA	R-ACE GP	FRA	R	18	5	1:44.010	0.627	0.202	161.1
6	84	Vladimir Tziortzis	RUS	FORTEC MOTORSPORTS	GBR	R	9	4	1:44.033	0.650	0.023	161.0
7	2	Logan Sargeant	USA	R-ACE GP	FRA	R	19	13	1:44.038	0.655	0.005	161.0
8	33	Freek Schothorst	NED	MP MOTORSPORT	NED	R	16	12	1:44.157	0.774	0.119	160.8
9	11	Clément Novalak	GBR	JOSEF KAUFMANN RACING	GER	R	16	6	1:44.184	0.801	0.027	160.8
10	53	Eliseo Martínez	ESP	AVF BY ADRIAN VALLES	ESP	R	18	11	1:44.256	0.873	0.072	160.7
11	3	Charles Milesi	FRA	R-ACE GP	FRA	R	19	10	1:44.352	0.969	0.096	160.5
12	42	Nikita Volegov	RUS	ARDEN	GBR	R	12	8	1:44.457	1.074	0.105	160.4
13	43	Sami Taoufik	MAR	ARDEN	GBR	R	16	11	1:44.678	1.295	0.221	160.0
14	54	Christian Munoz	COL	AVF BY ADRIAN VALLES	ESP	R	15	14	1:44.744	1.361	0.066	159.9

Published at:.....

Track Temp: **28.8 °C** Air Temp: **23.6 °C** Humidity: **62 %** Track **DRY**

Stewards:

Race Director:

Timekeeper:





Circuit de Barcelona
 Formula Renault Eurocup
 Collective test 2
 Lap Analysis



1 Max Fewtrell

3 Charles Milesi

R-ACE GP						
Lap	D	Time	Sector 1	Sector 2	Sector 3	T. Spd
1		14:02:13.531 P	14:00:48.160	45.106	40.265	175.8
2		2:24.686	1:08.722	41.319	34.645	174.4
3		1:44.891	30.125	40.663	34.103	240.0
4		1:44.610	29.899	40.671	34.040	240.5
5		1:44.197	29.874	40.391	33.932	240.0
6		1:44.123	29.829	40.186	34.108	239.4
7		1:59.247	36.535	45.989	36.723	240.5
8		1:44.236	30.031	40.212	33.993	239.4
9		1:44.337	29.953	40.500	33.884	241.6
10		1:43.992	29.818	40.206	33.968	242.1
11		1:43.876	29.717	40.259	33.900	242.1
12		1:44.001	29.870	40.165	33.966	241.6
13		1:48.483	30.130	42.900	35.453	240.5
14		1:44.022	29.931	40.076	34.015	240.0
15		1:48.776 P	29.827	40.721	38.228	239.4
16		12:18.245	10:57.803	44.230	36.212	179.7
17		1:49.999	30.765	41.132	38.102	229.7
18		1:53.081 P	29.846	42.266	40.969	238.9

R						
Lap	D	Time	Sector 1	Sector 2	Sector 3	T. Spd
1		14:02:30.564 P	14:01:04.919	45.238	40.407	169.8
2		2:26.800	1:06.220	44.293	36.287	173.9
3		1:44.973	30.200	40.851	33.922	237.8
4		1:44.394	30.011	40.404	33.979	236.3
5		1:44.490	30.060	40.502	33.928	235.2
6		1:48.446	30.096	40.640	37.710	236.8
7		1:44.398	30.018	40.427	33.953	235.8
8		1:44.569	30.077	40.479	34.013	237.8
9		1:44.482	30.066	40.538	33.878	237.8
10		1:44.352	30.081	40.381	33.890	235.8
11		1:44.796	30.192	40.599	34.005	236.3
12		1:44.574	30.152	40.504	33.918	235.8
13		1:44.615	30.114	40.440	34.061	237.3
14		1:44.596	30.120	40.555	33.921	237.8
15		1:44.632	30.091	40.563	33.978	238.4
16		1:49.410 P	30.276	40.656	38.478	238.4
17		10:54.140	9:34.735	44.112	35.293	169.0
18		1:55.733	31.182	45.401	39.150	221.3
19		2:07.738 P	29.992	47.991	49.755	237.3

2 Logan Sargeant

4 Victor Martins

R						
Lap	D	Time	Sector 1	Sector 2	Sector 3	T. Spd
1		14:02:12.955	14:00:53.413	43.754	35.788	167.4
2		1:47.764	31.355	41.730	34.679	234.2
3		1:44.856	30.334	40.591	33.931	236.3
4		1:44.292	30.001	40.392	33.899	238.4
5		1:58.789	35.804	49.036	33.949	236.8
6		1:44.243	29.995	40.302	33.946	237.8
7		1:44.479	30.132	40.460	33.887	236.8
8		1:44.292	30.109	40.310	33.873	237.8
9		1:44.461	30.270	40.416	33.775	236.8
10		1:44.339	30.031	40.324	33.984	236.3
11		1:44.444	30.091	40.313	34.040	235.8
12		1:44.342	30.098	40.325	33.919	237.8
13		1:44.038	29.935	40.229	33.874	236.3
14		1:44.200	29.972	40.363	33.865	236.3
15		1:44.248	29.887	40.348	34.013	238.4
16		1:49.880 P	29.997	40.203	39.680	237.3
17		11:08.888	9:48.826	44.165	35.897	164.3
18		1:51.118	31.532	41.026	38.560	233.7
19		1:53.900 P	30.130	40.394	43.376	236.3

R						
Lap	D	Time	Sector 1	Sector 2	Sector 3	T. Spd
1		14:02:25.797 P	14:00:59.556	45.008	41.233	176.1
2		2:22.352	1:04.760	42.823	34.769	173.6
3		1:45.090	30.206	40.869	34.015	237.8
4		1:44.347	30.021	40.416	33.910	238.9
5		1:44.010	30.078	40.227	33.705	238.9
6		1:45.487	30.260	41.123	34.104	240.5
7		1:44.502	30.116	40.454	33.932	240.0
8		1:44.383	30.174	40.358	33.851	238.9
9		1:44.718	30.245	40.562	33.911	239.4
10		1:44.435	30.124	40.489	33.822	240.0
11		1:44.529	30.058	40.411	34.060	240.0
12		1:44.279	30.084	40.289	33.906	239.4
13		1:44.529	30.043	40.420	34.066	238.4
14		1:44.535	30.192	40.337	34.006	237.8
15		1:50.355 P	30.032	41.153	39.170	239.4
16		12:38.490	11:18.548	43.910	36.032	174.4
17		1:52.030	31.199	44.339	36.492	225.9
18		2:08.588 P	30.021	46.647	51.920	236.8





Circuit de Barcelona
 Formula Renault Eurocup
 Collective test 2
 Lap Analysis



11

Clément Novalak

R

JOSEF KAUFMANN RACING

Lap	D	Time	Sector 1	Sector 2	Sector 3	T. Spd	Elapsed
1		14:05:58.487	14:04:38.195	44.029	36.263	178.2	14:05:58.487
2		1:54.257	33.194	44.814	36.249	239.4	14:07:52.744
3		1:44.359	30.097	40.363	33.899	237.8	14:09:37.103
4		1:46.331	30.009	42.041	34.281	240.0	14:11:23.434
5		1:44.464	30.062	40.449	33.953	240.0	14:13:07.898
6		1:44.184	30.036	40.207	33.941	240.5	14:14:52.082
7		1:44.319	30.086	40.311	33.922	241.0	14:16:36.401
8		1:44.578	30.348	40.243	33.987	241.0	14:18:20.979
9		1:45.817	30.483	40.444	34.890	241.0	14:20:06.796
10		1:49.122	30.051	44.838	34.233	241.6	14:21:55.918
11		1:44.619	30.062	40.351	34.206	241.0	14:23:40.537
12		1:50.082	29.920	43.817	36.345	240.5	14:25:30.619
13		1:44.779	30.193	40.565	34.021	238.9	14:27:15.398
14		1:52.353 P	30.052	42.441	39.860	237.8	14:29:07.751
15		12:26.002	11:06.010	45.017	34.975	160.7	14:41:33.753
16		1:57.077 P	29.800	41.001	46.276	233.7	14:43:30.830

21

Neil Verhagen

TECH 1 RACING

Lap	D	Time	Sector 1	Sector 2	Sector 3	T. Spd	Elapsed
1		14:03:34.503	14:02:10.088	46.527	37.888	177.3	14:03:34.503
2		1:51.077	31.757	42.341	36.979	229.2	14:05:25.580
3		1:45.029	30.143	40.626	34.260	237.8	14:07:10.609
4		1:44.908	30.180	40.539	34.189	238.4	14:08:55.517
5		1:44.865	30.303	40.558	34.004	236.3	14:10:40.382
6		1:47.842 P	30.100	40.592	37.150	237.8	14:12:28.224
7		4:47.982	3:26.065	45.770	36.147	173.3	14:17:16.206
8		1:48.133	31.550	41.768	34.815	232.2	14:19:04.339
9		1:44.118	30.126	40.326	33.666	236.8	14:20:48.457
10		1:43.894	29.876	40.083	33.935	238.9	14:22:32.351
11		1:55.527	32.794	44.884	37.849	233.2	14:24:27.878
12		1:43.693	29.958	40.077	33.658	237.3	14:26:11.571
13		1:44.013	29.871	40.300	33.842	237.8	14:27:55.584
14		1:46.968 P	30.036	40.241	36.691	236.8	14:29:42.552
15		10:40.416	9:17.699	47.070	35.647	177.0	14:40:22.968
16		1:49.231	31.536	41.268	36.427	226.8	14:42:12.199
17		2:09.649 P	29.847	52.580	47.222	236.3	14:44:21.848

16

Yifei Ye

JOSEF KAUFMANN RACING

Lap	D	Time	Sector 1	Sector 2	Sector 3	T. Spd	Elapsed
1		14:05:56.719	14:04:35.394	45.362	35.963	151.4	14:05:56.719
2		1:50.317	34.284	41.860	34.173	204.5	14:07:47.036
3		1:44.738	30.026	40.619	34.093	238.9	14:09:31.774
4		1:44.181	29.852	40.338	33.991	241.0	14:11:15.955
5		1:44.241	29.882	40.375	33.984	240.0	14:13:00.196
6		1:43.959	29.819	40.318	33.822	241.6	14:14:44.155
7		1:44.215	29.944	40.257	34.014	242.1	14:16:28.370
8		1:44.014	29.868	40.315	33.831	243.2	14:18:12.384
9		1:44.254	29.899	40.275	34.080	243.2	14:19:56.638
10		1:44.170	29.845	40.377	33.948	243.2	14:21:40.808
11		1:44.232	29.794	40.226	34.212	242.1	14:23:25.040
12		1:44.090	30.008	40.175	33.907	241.0	14:25:09.130
13		1:44.289	29.766	40.236	34.287	241.0	14:26:53.419
14		1:48.836 P	29.818	40.380	38.638	240.5	14:28:42.255
15		12:38.272	11:18.142	41.318	38.812	177.9	14:41:20.527
16		2:00.240 P	30.102	40.817	49.321	237.3	14:43:20.767

22

Alexander Smolyar

R

TECH 1 RACING

Lap	D	Time	Sector 1	Sector 2	Sector 3	T. Spd	Elapsed
1		14:03:38.707	14:02:15.066	46.039	37.602	170.6	14:03:38.707
2		1:51.878	31.997	41.804	38.077	206.1	14:05:30.585
3		1:44.762	30.148	40.581	34.033	240.5	14:07:15.347
4		1:44.680	30.085	40.526	34.069	239.4	14:09:00.027
5		1:53.082 P	32.875	40.842	39.365	237.3	14:10:53.109
6		7:01.325	5:39.881	45.604	35.840	149.3	14:17:54.434
7		1:51.980	33.503	42.007	36.470	180.9	14:19:46.414
8		1:44.658	30.500	40.358	33.800	238.4	14:21:31.072
9		1:43.859	29.920	40.209	33.730	238.4	14:23:14.931
10		1:43.859	29.933	40.100	33.826	237.3	14:24:58.790
11		1:43.808	29.899	40.168	33.741	238.4	14:26:42.598
12		1:44.734	29.862	40.106	34.766	237.8	14:28:27.332
13		1:52.334 P	29.919	40.083	42.332	237.8	14:30:19.666
14		10:28.680	9:08.495	44.549	35.636	170.6	14:40:48.346
15		1:49.696	32.897	41.133	35.666	185.8	14:42:38.042
16		2:24.218 P	33.452	55.465	55.301	238.9	14:45:02.260





Circuit de Barcelona
 Formula Renault Eurocup
 Collective test 2
 Lap Analysis



23

Thomas Neubauer

32

Alex Peroni

TECH 1 RACING

MP MOTORSPORT

Lap D	Time	Sector 1	Sector 2	Sector 3	T. Spd	Elapsed	Lap D	Time	Sector 1	Sector 2	Sector 3	T. Spd	Elapsed
1	14:03:39.327	14:02:21.431	42.963	34.933	175.3	14:03:39.327	1	14:02:28.749	14:01:09.150	43.497	36.102	177.3	14:02:28.749
2	1:59.050	33.854	41.571	43.625	184.9	14:05:38.377	2	1:47.390	31.033	41.516	34.841	226.8	14:04:16.139
3	1:45.410	30.351	40.596	34.463	239.4	14:07:23.787	3	1:46.835	30.120	40.521	36.194	239.4	14:06:02.974
4	1:44.917	30.138	40.456	34.323	238.4	14:09:08.704	4	1:44.921	30.111	40.631	34.179	238.9	14:07:47.895
5	1:49.392	30.207	44.540	34.645	238.9	14:10:58.096	5	1:44.604	30.127	40.314	34.163	239.4	14:09:32.499
6	1:49.205 P	30.369	40.844	37.992	237.8	14:12:47.301	6	1:44.468	30.050	40.356	34.062	241.0	14:11:16.967
7	6:23.917	5:03.793	44.415	35.709	177.9	14:19:11.218	7	1:44.326	30.028	40.424	33.874	240.5	14:13:01.293
8	1:49.252	31.477	43.287	34.488	223.6	14:21:00.470	8	1:44.436	30.265	40.169	34.002	241.6	14:14:45.729
9	1:44.166	30.029	40.186	33.951	238.4	14:22:44.636	9	1:47.864 P	29.943	40.395	37.526	240.0	14:16:33.593
10	1:45.085	29.879	40.293	34.913	237.3	14:24:29.721	10	7:05.450	5:50.129	41.254	34.067	178.5	14:23:39.043
11	1:44.267	30.019	40.334	33.914	238.4	14:26:13.988	11	1:44.375	30.110	40.373	33.892	237.8	14:25:23.418
12	1:56.904	31.083	49.782	36.039	238.4	14:28:10.892	12	1:44.267	30.123	40.328	33.816	239.4	14:27:07.685
13	1:48.824 P	29.940	40.242	38.642	237.3	14:29:59.716	13	1:44.148	29.988	40.227	33.933	237.8	14:28:51.833
14	10:34.517	9:17.485	42.541	34.491	172.5	14:40:34.233	14	1:43.900	29.896	40.168	33.836	238.4	14:30:35.733
15	1:51.804	30.574	43.742	37.488	233.2	14:42:26.037	15	1:48.522 P	29.995	40.683	37.844	238.4	14:32:24.255
16	2:20.580 P	30.562	56.564	53.454	238.4	14:44:46.617	16	7:35.975	6:18.104	42.157	35.714	174.1	14:40:00.230
17							17	1:47.352	30.271	40.681	36.400	230.2	14:41:47.582
18							18	1:59.131 P	29.715	43.197	46.219	238.4	14:43:46.713

24

Frank Bird

TECH 1 RACING

33

Freek Schothorst

Lap D	Time	Sector 1	Sector 2	Sector 3	T. Spd	Elapsed	Lap D	Time	Sector 1	Sector 2	Sector 3	T. Spd	Elapsed
1	14:03:49.667	14:02:30.392	43.307	35.968	175.8	14:03:49.667							
2	1:52.205	31.147	41.986	39.072	230.2	14:05:41.872							
3	1:46.813	30.582	40.876	35.355	236.8	14:07:28.685							
4	1:45.140	30.063	40.602	34.475	237.3	14:09:13.825							
5	1:54.733 P	31.257	44.628	38.848	237.3	14:11:08.558							
6	5:32.296	4:11.903	43.799	36.594	179.1	14:16:40.854							
7	1:46.670	30.838	41.264	34.568	230.2	14:18:27.524							
8	1:44.566	30.246	40.356	33.964	236.8	14:20:12.090							
9	1:47.121	29.949	40.475	36.697	239.4	14:21:59.211							
10	1:44.057	29.905	40.060	34.092	237.8	14:23:43.268							
11	1:44.339	29.956	40.498	33.885	237.8	14:25:27.607							
12	1:44.413	30.227	40.203	33.983	238.9	14:27:12.020							
13	1:49.471 P	30.038	40.646	38.787	237.3	14:29:01.491							
14	11:52.946	10:34.950	42.746	35.250	175.0	14:40:54.437							
15	1:48.161	30.965	41.834	35.362	229.2	14:42:42.598							
16	2:24.497 P	37.977	50.658	55.862	198.1	14:45:07.095							
17													
18													
19													
20													
21													
22													
23													
24													
25													
26													
27													
28													
29													
30													
31													
32													
33													
34													
35													
36													
37													
38													
39													
40													
41													
42													
43													
44													
45													
46													
47													
48													
49													
50													
51													
52													
53													
54													
55													
56													
57													
58													
59													
60													
61													
62													
63													
64													
65													
66													
67													
68													
69													
70													
71													
72													
73													
74													
75													
76													
77													
78													
79													
80													
81													
82													
83													
84													
85													
86													
87													
88													
89													
90													
91													
92													
93													
94													
95													
96													
97													
98													
99													
100													

31

Christian Lundgaard

MP MOTORSPORT

Lap D	Time	Sector 1	Sector 2	Sector 3	T. Spd	Elapsed
1	14:02:43.343 P	14:01:17.132	45.151	41.060	177.9	14:02:43.343
2	2:50.525	1:23.487	41.901	45.137	173.6	14:05:33.868
3	1:45.132	30.348	40.793	33.991	239.4	14:07:19.000
4	1:45.500	31.352	40.326	33.822	238.4	14:09:04.500
5	1:47.347	30.354	40.193	36.800	238.9	14:10:51.847
6	1:43.927	29.970	40.206	33.751	236.8	14:12:35.774
7	1:51.050	35.741	41.389	33.920	239.4	14:14:26.824
8	1:43.805	29.864	40.091	33.850	239.4	14:16:10.629
9	1:49.256 P	31.082	40.590	37.584	240.5	14:17:59.885
10	8:24.091	7:01.552	45.598	36.941	173.3	14:26:23.976
11	1:43.521	29.827	40.058	33.636	236.8	14:28:07.497
12	1:43.383	29.726	40.094	33.563	237.8	14:29:50.880
13	1:47.787 P	29.930	40.107	37.750	237.8	14:31:38.667
14	7:58.794	6:42.086	4			



Circuit de Barcelona
 Formula Renault Eurocup
 Collective test 2
 Lap Analysis

**FORMULA
 RENAULT**
 EURO CUP

41

Oscar Piastrì

R

ARDEN

51

Axel Matus

AVF BY ADRIAN VALLES

Lap	D	Time	Sector 1	Sector 2	Sector 3	T. Spd	Elapsed	Lap	D	Time	Sector 1	Sector 2	Sector 3	T. Spd	Elapsed
1		14:03:11.846	14:01:53.998	42.776	35.072	174.1	14:03:11.846	1		14:04:11.332 P	14:02:47.813	43.871	39.648	177.9	14:04:11.332
2		1:50.787	30.776	41.078	38.933	229.7	14:05:02.633	2		2:22.853	1:06.153	41.991	34.709	172.2	14:06:34.185
3		1:45.017	30.318	40.696	34.003	238.9	14:06:47.650	3		1:45.886	30.438	41.071	34.377	236.3	14:08:20.071
4		1:44.931	30.146	40.526	34.259	240.5	14:08:32.581	4		1:45.459	30.508	40.728	34.223	235.8	14:10:05.530
5		1:45.342	30.037	40.828	34.477	238.4	14:10:17.923	5		1:46.946	31.498	41.057	34.391	238.4	14:11:52.476
6		1:48.634	31.347	42.075	35.212	236.3	14:12:06.557	6		1:45.580	30.241	41.047	34.292	237.3	14:13:38.056
7		1:44.459	29.973	40.479	34.007	240.0	14:13:51.016	7		1:45.597	30.443	40.925	34.229	236.8	14:15:23.653
8		1:48.654 P	30.047	40.548	38.059	239.4	14:15:39.670	8		1:45.504	30.358	41.030	34.116	238.4	14:17:09.157
9		5:05.882	3:48.342	43.000	34.540	157.8	14:20:45.552	9		1:45.025	30.239	40.769	34.017	237.8	14:18:54.182
10		1:45.178	30.623	40.634	33.921	228.3	14:22:30.730	10		1:45.394	30.364	40.884	34.146	236.3	14:20:39.576
11		1:43.841	29.949	40.170	33.722	237.3	14:24:14.571	11		1:45.050	30.258	40.725	34.067	237.8	14:22:24.626
12		1:43.673	29.909	40.068	33.696	237.3	14:25:58.244	12		1:45.154	30.344	40.771	34.039	237.3	14:24:09.780
13		1:48.189	29.784	42.347	36.058	239.4	14:27:46.433	13		1:45.095	30.197	40.712	34.186	236.3	14:25:54.875
14		1:43.544	29.810	40.070	33.664	237.3	14:29:29.977	14		1:45.168	30.113	40.879	34.176	237.8	14:27:40.043
15		2:02.643 P	38.751	44.182	39.710	238.4	14:31:32.620	15		1:48.741 P	30.273	40.725	37.743	237.8	14:29:28.784
16		9:42.650	8:23.518	43.011	36.121	170.8	14:41:15.270	16		11:42.190	10:15.745	48.928	37.517	165.6	14:41:10.974
17		1:55.694 P	30.465	40.769	44.460	227.3	14:43:10.964	17		1:51.734 P	30.534	40.599	40.601	232.7	14:43:02.708

42

Nikita Volegov

R

ARDEN

53

Eliseo Martinez

AVF BY ADRIAN VALLES

Lap	D	Time	Sector 1	Sector 2	Sector 3	T. Spd	Elapsed	Lap	D	Time	Sector 1	Sector 2	Sector 3	T. Spd	Elapsed
1		14:06:06.198	14:04:48.277	41.915	36.006	156.0	14:06:06.198	1		14:04:49.094 P	14:03:14.578	44.424	50.092	155.6	14:04:49.094
2		1:51.689	30.699	46.126	34.864	235.8	14:07:57.887	2		2:37.479	1:17.461	44.503	35.515	171.1	14:07:26.573
3		1:45.053	30.281	40.855	33.917	237.8	14:09:42.940	3		1:45.783	30.441	41.045	34.297	236.3	14:09:12.356
4		1:45.289	30.642	40.592	34.055	238.4	14:11:28.229	4		1:55.234 P	30.507	42.900	41.827	237.3	14:11:07.590
5		1:45.098	30.139	40.765	34.194	238.9	14:13:13.327	5		8:11.670	6:54.629	41.746	35.295	167.1	14:19:19.260
6		1:52.513	33.192	45.109	34.212	192.8	14:15:05.840	6		1:45.453	30.521	40.780	34.152	233.7	14:21:04.713
7		1:44.915	30.344	40.616	33.955	237.8	14:16:50.755	7		1:44.665	30.195	40.426	34.044	235.2	14:22:49.378
8		1:44.457	30.054	40.501	33.902	240.5	14:18:35.212	8		1:44.658	30.123	40.495	34.040	235.8	14:24:34.036
9		1:50.183 P	30.531	40.932	38.720	238.9	14:20:25.395	9		1:44.609	30.118	40.599	33.892	237.8	14:26:18.645
10		20:08.400	18:47.402	42.821	38.177	127.5	14:40:33.795	10		1:44.345	30.036	40.394	33.915	236.3	14:28:02.990
11		1:48.830	30.507	40.463	37.860	229.2	14:42:22.625	11		1:44.256	30.018	40.379	33.859	236.3	14:29:47.246
12		2:21.002 P	30.613	57.104	53.285	238.4	14:44:43.627	12		1:44.357	29.986	40.379	33.992	235.8	14:31:31.603
13								13		1:44.292	29.982	40.369	33.941	234.7	14:33:15.895
14								14		1:44.484	30.099	40.344	34.041	236.3	14:35:00.379
15								15		1:44.441	30.211	40.353	33.877	234.7	14:36:44.820
16								16		1:49.273 P	30.118	40.361	38.794	232.2	14:38:34.093
17								17		3:56.210	2:39.839	41.463	34.908	170.0	14:42:30.303
18								18		2:20.511 P	31.052	57.430	52.029	237.3	14:44:50.814

43

Sami Taoufik

R

ARDEN

Lap	D	Time	Sector 1	Sector 2	Sector 3	T. Spd	Elapsed
1		14:03:16.795	14:02:00.200	41.872	34.723	174.7	14:03:16.795
2		1:47.267	31.181	41.462	34.624	230.7	14:05:04.062
3		1:45.646	30.369	41.037	34.240	240.0	14:06:49.708
4		1:48.448	30.537	42.820	35.091	240.5	14:08:38.156
5		1:45.606	30.343	40.943	34.320	238.4	14:10:23.762
6		2:07.825	30.410	1:02.765	34.650	238.4	14:12:31.587
7		1:45.237	30.311	40.728	34.198	240.0	14:14:16.824
8		1:45.114	30.221	40.686	34.207	238.9	14:16:01.938
9		1:48.886	30.595	43.798	34.493	238.9	14:17:50.824
10		1:45.137	30.348	40.710	34.079	239.4	14:19:35.961
11		1:44.678	30.217	40.425	34.036	239.4	14:21:20.639
12		1:54.191 P	31.335	40.871	41.985	239.4	14:23:14.830
13		15:36.128	14:20.240	41.558	34.330	164.3	14:38:50.958
14		1:47.393	30.458	41.687	35.248	231.7	14:40:38.351
15		1:48.939	30.595	40.965	37.379	238.4	14:42:27.290
16		2:20.575 P	30.643	56.939	52.993	241.0	14:44:47.865





Circuit de Barcelona
 Formula Renault Eurocup
 Collective test 2
 Lap Analysis



54

Christian Munoz

R

AVF BY ADRIAN VALLES

Lap	D	Time	Sector 1	Sector 2	Sector 3	T. Spd	Elapsed
1		14:05:44.227	14:04:19.959	44.234	40.034	165.6	14:05:44.227
2		1:50.425	32.650	42.855	34.920	178.5	14:07:34.652
3		1:46.136	30.319	41.517	34.300	237.8	14:09:20.788
4		1:45.885	30.278	41.087	34.520	236.3	14:11:06.673
5		1:45.671	30.212	40.980	34.479	236.3	14:12:52.344
6		1:45.945	30.566	41.020	34.359	236.3	14:14:38.289
7		1:45.477	30.345	40.874	34.258	235.8	14:16:23.766
8		1:45.682	30.229	41.087	34.366	235.2	14:18:09.448
9		1:49.373	32.980	41.733	34.660	203.7	14:19:58.821
10		1:45.190	30.177	40.828	34.185	235.8	14:21:44.011
11		1:51.193 P	30.922	41.187	39.084	235.2	14:23:35.204
12		14:18.130	12:57.829	43.514	36.787	159.5	14:37:53.334
13		1:46.257	30.891	41.176	34.190	230.7	14:39:39.591
14		1:44.744	30.035	40.654	34.055	236.3	14:41:24.335
15		2:00.994 P	30.022	43.870	47.102	236.3	14:43:25.329

63

Najiy Razak

JD MOTORSPORT

Lap	D	Time	Sector 1	Sector 2	Sector 3	T. Spd	Elapsed
1		14:03:02.595	14:01:45.048	42.487	35.060	175.0	14:03:02.595
2		1:46.663	30.706	41.333	34.624	236.8	14:04:49.258
3		1:45.492	30.201	41.080	34.211	241.6	14:06:34.750
4		1:48.737	31.930	41.334	35.473	244.3	14:08:23.487
5		1:45.030	30.281	40.683	34.066	239.4	14:10:08.517
6		1:53.022	31.106	41.458	40.458	240.0	14:12:01.539
7		1:46.063	30.363	41.369	34.331	241.0	14:13:47.602
8		1:45.372	30.282	40.664	34.426	240.0	14:15:32.974
9		1:45.498	30.341	40.768	34.389	241.0	14:17:18.472
10		1:47.844	30.014	41.486	36.344	241.6	14:19:06.316
11		1:44.776	30.048	40.617	34.111	241.6	14:20:51.092
12		1:44.861	29.967	40.655	34.239	241.6	14:22:35.953
13		1:50.346 P	29.987	40.653	39.706	240.5	14:24:26.299
14		13:48.745	12:30.637	42.221	35.887	166.9	14:38:15.044
15		1:48.220	30.506	41.376	36.338	234.7	14:40:03.264
16		1:48.098	30.778	40.639	36.681	237.3	14:41:51.362
17		2:04.068 P	29.942	42.508	51.618	238.4	14:43:55.430

61

Lorenzo Colombo

R

JD MOTORSPORT

Lap	D	Time	Sector 1	Sector 2	Sector 3	T. Spd	Elapsed
1		14:13:11.901	14:11:50.726	45.194	35.981	137.7	14:13:11.901
2		1:44.279	30.219	40.360	33.700	238.4	14:14:56.180
3		1:43.423	29.907	39.973	33.543	240.0	14:16:39.603
4		1:43.602	29.818	40.107	33.677	241.6	14:18:23.205
5		1:46.147	29.906	40.017	36.224	241.6	14:20:09.352
6		1:43.460	29.751	39.948	33.761	241.0	14:21:52.812
7		1:43.979	30.092	39.936	33.951	241.0	14:23:36.791
8		1:50.292 P	30.002	40.082	40.208	241.6	14:25:27.083
9		13:56.610	12:32.124	47.115	37.371	146.1	14:39:23.693
10		1:50.223	31.826	42.254	36.143	232.7	14:41:13.916
11		1:53.588 P	29.668	39.810	44.110	236.8	14:43:07.504

84

Vladimir Tziortzis

R

FORTEC MOTORSPORTS

Lap	D	Time	Sector 1	Sector 2	Sector 3	T. Spd	Elapsed
1		14:11:38.242	14:10:15.953	44.039	38.250	166.6	14:11:38.242
2		2:16.453	31.897	55.023	49.533	225.4	14:13:54.695
3		1:45.129	30.411	40.738	33.980	235.2	14:15:39.824
4		1:44.033	29.921	40.318	33.794	237.3	14:17:23.857
5		1:44.224	29.945	40.168	34.111	236.8	14:19:08.081
6		1:46.728	29.989	40.324	36.415	236.3	14:20:54.809
7		1:52.335 P	29.902	40.023	42.410	238.4	14:22:47.144
8		19:10.549	17:50.507	44.523	35.519	138.6	14:41:57.693
9		2:10.845 P	31.005	45.501	54.339	223.1	14:44:08.538

62

Thomas Maxwell

JD MOTORSPORT

Lap	D	Time	Sector 1	Sector 2	Sector 3	T. Spd	Elapsed
1		14:02:57.321	14:01:38.248	43.388	35.685	164.3	14:02:57.321
2		1:47.206	30.747	41.373	35.086	235.2	14:04:44.527
3		1:45.177	30.192	41.003	33.982	239.4	14:06:29.704
4		1:44.754	30.102	40.679	33.973	239.4	14:08:14.458
5		1:44.834	30.090	40.466	34.278	240.5	14:09:59.292
6		1:44.899	30.089	40.694	34.116	240.0	14:11:44.191
7		1:49.713 P	30.053	40.761	38.899	241.0	14:13:33.904
8		4:44.189	3:27.633	41.959	34.597	124.7	14:18:18.093
9		1:45.307	30.224	40.838	34.245	238.9	14:20:03.400
10		1:44.642	30.258	40.598	33.786	240.5	14:21:48.042
11		1:47.347	29.930	40.289	37.128	239.4	14:23:35.389
12		1:44.425	30.105	40.480	33.840	238.9	14:25:19.814
13		1:43.990	29.880	40.246	33.864	239.4	14:27:03.804
14		1:43.876	29.783	40.252	33.841	238.9	14:28:47.680
15		1:49.209 P	29.954	40.856	38.399	241.0	14:30:36.889
16		8:02.108	6:43.410	43.515	35.183	132.0	14:38:38.997
17		1:50.473	30.900	41.079	38.494	234.7	14:40:29.470
18		1:43.806	29.943	40.058	33.805	237.8	14:42:13.276
19		2:12.408 P	29.701	52.856	49.851	242.6	14:44:25.684

85

Raúl Guzman

FORTEC MOTORSPORTS

Lap	D	Time	Sector 1	Sector 2	Sector 3	T. Spd	Elapsed
1		14:04:02.252	14:02:40.265	45.812	36.175	170.8	14:04:02.252
2		1:45.769	30.515	41.062	34.192	236.8	14:05:48.021
3		1:44.712	30.042	40.646	34.024	235.8	14:07:32.733
4		1:45.147	30.439	40.656	34.052	235.8	14:09:17.880
5		1:44.898	30.108	40.655	34.135	236.8	14:11:02.778
6		1:44.511	29.999	40.543	33.969	236.3	14:12:47.289
7		1:49.060 P	30.265	40.530	38.265	234.2	14:14:36.349
8		5:28.761	4:08.935	42.143	37.683	180.6	14:20:05.110
9		1:44.315	30.057	40.336	33.922	235.8	14:21:49.425
10		1:44.386	29.874	40.336	34.176	236.8	14:23:33.811
11		2:03.048	34.396	48.453	40.199	236.8	14:25:36.859
12		1:44.306	30.212	40.229	33.865	237.3	14:27:21.165
13		1:44.019	29.898	40.219	33.902	237.3	14:29:05.184
14		1:47.891 P	29.939	40.307	37.645	238.9	14:30:53.075
15		10:57.070	9:32.793	45.875	38.402	170.8	14:41:50.145
16		2:10.643 P	33.557	47.875	49.211	219.5	14:44:00.788





Circuit de Barcelona
Formula Renault Eurocup
Collective test 2
Best Sectors Results



Sector - 1				Sector - 2				Sector - 3				Ideal Lap vs Best Lap				
Clas	Nº	Driver	Time	Nº	Driver	Time	Nº	Driver	Time	Clas	Nº	Driver	Ideal Lap	Best Lap	Clas	
1	31	Christian Lundgaard	29.596	31	Christian Lundgaard	39.504	61	Lorenzo Colombo	33.543	1	31	Christian Lundgaard	1:42.663	1:43.383	1	
2	61	Lorenzo Colombo	29.668	61	Lorenzo Colombo	39.810	31	Christian Lundgaard	33.563	2	61	Lorenzo Colombo	1:43.021	1:43.423	2	
3	62	Thomas Maxwell	29.701	84	Vladimir Tziortzis	40.023	21	Neil Verhagen	33.658	3	41	Oscar Piastrri	1:43.516	1:43.544	3	
4	32	Alex Peroni	29.715	62	Thomas Maxwell	40.058	41	Oscar Piastrri	33.664	4	62	Thomas Maxwell	1:43.545	1:43.806	5	
5	1	Max Fewtrell	29.717	24	Frank Bird	40.060	4	Victor Martins	33.705	5	21	Neil Verhagen	1:43.582	1:43.693	4	
6	16	Yifei Ye	29.766	41	Oscar Piastrri	40.068	22	Alexander Smolyar	33.730	6	22	Alexander Smolyar	1:43.675	1:43.808	6	
7	41	Oscar Piastrri	29.784	1	Max Fewtrell	40.076	2	Logan Sargeant	33.775	7	1	Max Fewtrell	1:43.677	1:43.876	7	
8	11	Clément Novalak	29.800	21	Neil Verhagen	40.077	62	Thomas Maxwell	33.786	8	32	Alex Peroni	1:43.699	1:43.900	8	
9	33	Freek Schothorst	29.836	22	Alexander Smolyar	40.083	84	Vladimir Tziortzis	33.794	9	84	Vladimir Tziortzis	1:43.719	1:44.033	12	
10	21	Neil Verhagen	29.847	32	Alex Peroni	40.168	32	Alex Peroni	33.816	10	16	Yifei Ye	1:43.763	1:43.959	9	
11	22	Alexander Smolyar	29.862	16	Yifei Ye	40.175	16	Yifei Ye	33.822	11	24	Frank Bird	1:43.850	1:44.057	14	
12	85	Raúl Guzman	29.874	23	Thomas Neubauer	40.186	33	Freek Schothorst	33.854	12	2	Logan Sargeant	1:43.865	1:44.038	13	
13	23	Thomas Neubauer	29.879	2	Logan Sargeant	40.203	53	Eliseo Martinez	33.859	13	11	Clément Novalak	1:43.906	1:44.184	17	
14	2	Logan Sargeant	29.887	11	Clément Novalak	40.207	85	Raúl Guzman	33.865	14	33	Freek Schothorst	1:43.911	1:44.157	15	
15	84	Vladimir Tziortzis	29.902	85	Raúl Guzman	40.219	3	Charles Milesi	33.878	15	4	Victor Martins	1:43.953	1:44.010	10	
16	24	Frank Bird	29.905	33	Freek Schothorst	40.221	1	Max Fewtrell	33.884	16	85	Raúl Guzman	1:43.958	1:44.019	11	
17	63	Najiy Razak	29.942	4	Victor Martins	40.227	24	Frank Bird	33.885	17	23	Thomas Neubauer	1:43.979	1:44.166	16	
18	53	Eliseo Martinez	29.982	53	Eliseo Martinez	40.344	11	Clément Novalak	33.899	18	53	Eliseo Martinez	1:44.185	1:44.256	18	
19	3	Charles Milesi	29.992	3	Charles Milesi	40.381	42	Nikita Volegov	33.902	19	3	Charles Milesi	1:44.251	1:44.352	19	
20	4	Victor Martins	30.021	43	Sami Taoufik	40.425	23	Thomas Neubauer	33.914	20	42	Nikita Volegov	1:44.419	1:44.457	20	
21	54	Christian Munoz	30.022	42	Nikita Volegov	40.463	51	Axel Matus	34.017	21	63	Najiy Razak	1:44.625	1:44.776	23	
22	42	Nikita Volegov	30.054	51	Axel Matus	40.599	43	Sami Taoufik	34.036	22	43	Sami Taoufik	1:44.678	1:44.678	21	
23	51	Axel Matus	30.113	63	Najiy Razak	40.617	54	Christian Munoz	34.055	23	51	Axel Matus	1:44.729	1:45.025	24	
24	43	Sami Taoufik	30.217	54	Christian Munoz	40.654	63	Najiy Razak	34.066	24	54	Christian Munoz	1:44.731	1:44.744	22	





Circuit de Barcelona
Formula Renault Eurocup
Collective test 2
Best 5 Lap Times



Cls	Nº	Driver	Nat	Competitor	Nat	Rookie	Cls	Best 1		Best 2		Best 3		Best 4		Best 5	
								Time	Lap	Time	Lap	Time	Lap	Time	Lap	Time	Lap
1	31	Christian Lundgaard	DEN	MP MOTORSPORT	NED	R	1	1:43.383	12	1:43.521	11	1:43.805	8	1:43.927	6	1:45.132	3
2	61	Lorenzo Colombo	ITA	JD MOTORSPORT	ITA	R	2	1:43.423	3	1:43.460	6	1:43.602	4	1:43.979	7	1:44.279	2
3	41	Oscar Piastrì	AUS	ARDEN	GBR	R	3	1:43.544	14	1:43.673	12	1:43.841	11	1:44.459	7	1:44.931	4
4	21	Neil Verhagen	USA	TECH 1 RACING	FRA			1:43.693	12	1:43.894	10	1:44.013	13	1:44.118	9	1:44.865	5
5	62	Thomas Maxwell	AUS	JD MOTORSPORT	ITA			1:43.806	18	1:43.876	14	1:43.990	13	1:44.425	12	1:44.642	10
6	22	Alexander Smolyar	RUS	TECH 1 RACING	FRA	R	4	1:43.808	11	1:43.859	9	1:43.859	10	1:44.658	8	1:44.680	4
7	1	Max Fewtrell	GBR	R-ACE GP	FRA			1:43.876	11	1:43.992	10	1:44.001	12	1:44.022	14	1:44.123	6
8	32	Alex Peroni	AUS	MP MOTORSPORT	NED			1:43.900	14	1:44.148	13	1:44.267	12	1:44.326	7	1:44.375	11
9	16	Yifei Ye	CHN	JOSEF KAUFMANN RACING	GER			1:43.959	6	1:44.014	8	1:44.090	12	1:44.170	10	1:44.181	4
10	4	Victor Martins	FRA	R-ACE GP	FRA	R	5	1:44.010	5	1:44.279	12	1:44.347	4	1:44.383	8	1:44.435	10
11	85	Raúl Guzmán	MEX	FORTEC MOTORSPORTS	GBR			1:44.019	13	1:44.306	12	1:44.315	9	1:44.386	10	1:44.511	6
12	84	Vladimir Tziortzis	RUS	FORTEC MOTORSPORTS	GBR	R	6	1:44.033	4	1:44.224	5	1:45.129	3	1:46.728	6	1:52.335	7
13	2	Logan Sargeant	USA	R-ACE GP	FRA	R	7	1:44.038	13	1:44.200	14	1:44.243	6	1:44.248	15	1:44.292	4
14	24	Frank Bird	GBR	TECH 1 RACING	FRA			1:44.057	10	1:44.339	11	1:44.413	12	1:44.566	8	1:45.140	4
15	33	Freek Schothorst	NED	MP MOTORSPORT	NED	R	8	1:44.157	12	1:44.455	5	1:44.585	11	1:44.586	3	1:44.626	4
16	23	Thomas Neubauer	FRA	TECH 1 RACING	FRA			1:44.166	9	1:44.267	11	1:44.917	4	1:45.085	10	1:45.410	3
17	11	Clément Novalak	GBR	JOSEF KAUFMANN RACING	GER	R	9	1:44.184	6	1:44.319	7	1:44.359	3	1:44.464	5	1:44.578	8
18	53	Eliseo Martínez	ESP	AVF BY ADRIAN VALLES	ESP	R	10	1:44.256	11	1:44.292	13	1:44.345	10	1:44.357	12	1:44.441	15
19	3	Charles Milesi	FRA	R-ACE GP	FRA	R	11	1:44.352	10	1:44.394	4	1:44.398	7	1:44.482	9	1:44.490	5
20	42	Nikita Volegov	RUS	ARDEN	GBR	R	12	1:44.457	8	1:44.915	7	1:45.053	3	1:45.098	5	1:45.289	4
21	43	Sami Taoufik	MAR	ARDEN	GBR	R	13	1:44.678	11	1:45.114	8	1:45.137	10	1:45.237	7	1:45.606	5
22	54	Christian Muñoz	COL	AVF BY ADRIAN VALLES	ESP	R	14	1:44.744	14	1:45.190	10	1:45.477	7	1:45.671	5	1:45.682	8
23	63	Najiy Razak	MAS	JD MOTORSPORT	ITA			1:44.776	11	1:44.861	12	1:45.030	5	1:45.372	8	1:45.492	3
24	51	Axel Matus	MEX	AVF BY ADRIAN VALLES	ESP			1:45.025	9	1:45.050	11	1:45.095	13	1:45.154	12	1:45.168	14





Circuit de Barcelona
Formula Renault Eurocup
Collective test 2
Best 5 Top Speeds



Cls	Nº	Driver	Nat	Competitor	Nat	Rookie	Cls	Top 1		Top 2		Top 3		Top 4		Top 5		Avg
								Km/h	Lap	Km/h	Lap	Km/h	Lap	Km/h	Lap	Km/h	Lap	
1	63	Najiy Razak	MAS	JD MOTORSPORT	ITA			244.3	4	241.6	3	241.6	10	241.6	11	241.6	12	242.1
2	16	Yifei Ye	CHN	JOSEF KAUFMANN RACING	GER			243.2	8	243.2	9	243.2	10	242.1	7	242.1	11	242.8
3	62	Thomas Maxwell	AUS	JD MOTORSPORT	ITA			242.6	19	241.0	7	241.0	15	240.5	5	240.5	10	241.1
4	1	Max Fewtrell	GBR	R-ACE GP	FRA			242.1	10	242.1	11	241.6	9	241.6	12	240.5	4	241.6
5	11	Clément Novalak	GBR	JOSEF KAUFMANN RACING	GER	R	1	241.6	10	241.0	7	241.0	8	241.0	9	241.0	11	241.1
6	32	Alex Peroni	AUS	MP MOTORSPORT	NED			241.6	8	241.0	6	240.5	7	240.0	9	239.4	3	240.5
7	61	Lorenzo Colombo	ITA	JD MOTORSPORT	ITA	R	2	241.6	4	241.6	5	241.6	8	241.0	6	241.0	7	241.3
8	43	Sami Taoufik	MAR	ARDEN	GBR	R	3	241.0	16	240.5	4	240.0	3	240.0	7	239.4	10	240.2
9	4	Victor Martins	FRA	R-ACE GP	FRA	R	4	240.5	6	240.0	7	240.0	10	240.0	11	239.4	9	240.0
10	22	Alexander Smolyar	RUS	TECH 1 RACING	FRA	R	5	240.5	3	239.4	4	238.9	16	238.4	8	238.4	9	239.1
11	31	Christian Lundgaard	DEN	MP MOTORSPORT	NED	R	6	240.5	9	239.4	3	239.4	7	239.4	8	238.9	5	239.5
12	41	Oscar Piastrri	AUS	ARDEN	GBR	R	7	240.5	4	240.0	7	239.4	8	239.4	13	238.9	3	239.6
13	42	Nikita Volegov	RUS	ARDEN	GBR	R	8	240.5	8	238.9	5	238.9	9	238.4	4	238.4	12	239.0
14	23	Thomas Neubauer	FRA	TECH 1 RACING	FRA			239.4	3	238.9	5	238.4	4	238.4	9	238.4	11	238.7
15	24	Frank Bird	GBR	TECH 1 RACING	FRA			239.4	9	238.9	12	237.8	10	237.8	11	237.3	4	238.3
16	21	Neil Verhagen	USA	TECH 1 RACING	FRA			238.9	10	238.4	4	237.8	3	237.8	6	237.8	13	238.2
17	85	Raúl Guzman	MEX	FORTEC MOTORSPORTS	GBR			238.9	14	237.3	12	237.3	13	236.8	2	236.8	5	237.4
18	2	Logan Sargeant	USA	R-ACE GP	FRA	R	9	238.4	4	238.4	15	237.8	6	237.8	8	237.8	12	238.0
19	3	Charles Milesi	FRA	R-ACE GP	FRA	R	10	238.4	15	238.4	16	237.8	3	237.8	8	237.8	9	238.0
20	51	Axel Matus	MEX	AVF BY ADRIAN VALLES	ESP			238.4	5	238.4	8	237.8	9	237.8	11	237.8	14	238.0
21	84	Vladimir Tziortzis	RUS	FORTEC MOTORSPORTS	GBR	R	11	238.4	7	237.3	4	236.8	5	236.3	6	235.2	3	236.8
22	53	Eliseo Martinez	ESP	AVF BY ADRIAN VALLES	ESP	R	12	237.8	9	237.3	4	237.3	18	236.3	3	236.3	10	237.0
23	54	Christian Munoz	COL	AVF BY ADRIAN VALLES	ESP	R	13	237.8	3	236.3	4	236.3	5	236.3	6	236.3	14	236.6
24	33	Freek Schothorst	NED	MP MOTORSPORT	NED	R	14	237.3	4	237.3	7	237.3	8	237.3	10	237.3	11	237.3





Circuit de Barcelona
Formula Renault Eurocup
Collective test 2
Fastest Laps Sequence

**FORMULA
RENAULT**
EUROCUP

Lap	Time of Day	Session Time	Nº	Driver	Nat	Competitor	Nat	Rookie	Time	Km/h
2	14:04:00.719	4:00.719	2	Logan Sargeant	USA	R-ACE GP	FRA	R	1:47.764	155.5
2	14:04:16.139	4:16.139	32	Alex Peroni	AUS	MP MOTORSPORT	NED		1:47.390	156.0
2	14:04:44.527	4:44.527	62	Thomas Maxwell	AUS	JD MOTORSPORT	ITA		1:47.206	156.3
2	14:04:49.258	4:49.258	63	Najiy Razak	MAS	JD MOTORSPORT	ITA		1:46.663	157.1
3	14:05:45.575	5:45.575	2	Logan Sargeant	USA	R-ACE GP	FRA	R	1:44.856	159.8
3	14:06:25.322	6:25.322	33	Freek Schothorst	NED	MP MOTORSPORT	NED	R	1:44.586	160.2
4	14:07:29.867	7:29.867	2	Logan Sargeant	USA	R-ACE GP	FRA	R	1:44.292	160.6
5	14:09:51.915	9:51.915	1	Max Fewtrell	GBR	R-ACE GP	FRA		1:44.197	160.8
5	14:10:01.596	10:01.596	4	Victor Martins	FRA	R-ACE GP	FRA	R	1:44.010	161.1
6	14:12:35.774	12:35.774	31	Christian Lundgaard	DEN	MP MOTORSPORT	NED	R	1:43.927	161.2
8	14:16:10.629	16:10.629	31	Christian Lundgaard	DEN	MP MOTORSPORT	NED	R	1:43.805	161.4
3	14:16:39.603	16:39.603	61	Lorenzo Colombo	ITA	JD MOTORSPORT	ITA	R	1:43.423	162.0
12	14:29:50.880	29:50.880	31	Christian Lundgaard	DEN	MP MOTORSPORT	NED	R	1:43.383	162.0



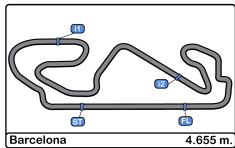


Circuit de Barcelona
Formula Renault Eurocup
Collective test 2
Event Best Maximum Speed

**FORMULA
RENAULT**
EUROCUP

Nº	Driver	Nat	Competitor	Nat	Rookie	Km/h	Session
63	Najiy Razak	MAS	JD MOTORSPORT	ITA		244.3	Collective test 2
16	Yifei Ye	CHN	JOSEF KAUFMANN RACING	GER		243.2	Collective test 2
62	Thomas Maxwell	AUS	JD MOTORSPORT	ITA		242.6	Collective test 2
1	Max Fewtrell	GBR	R-ACE GP	FRA		242.1	Collective test 2
42	Nikita Volegov	RUS	ARDEN	GBR	R	241.6	Collective test 1
41	Oscar Piastrri	AUS	ARDEN	GBR	R	241.6	Collective test 1
32	Alex Peroni	AUS	MP MOTORSPORT	NED		241.6	Collective test 2
61	Lorenzo Colombo	ITA	JD MOTORSPORT	ITA	R	241.6	Collective test 2
11	Clément Novalak	GBR	JOSEF KAUFMANN RACING	GER	R	241.6	Collective test 2
22	Alexander Smolyar	RUS	TECH 1 RACING	FRA	R	241.0	Collective test 1
43	Sami Taoufik	MAR	ARDEN	GBR	R	241.0	Collective test 2
4	Victor Martins	FRA	R-ACE GP	FRA	R	240.5	Collective test 2
31	Christian Lundgaard	DEN	MP MOTORSPORT	NED	R	240.5	Collective test 2
21	Neil Verhagen	USA	TECH 1 RACING	FRA		240.0	Collective test 1
23	Thomas Neubauer	FRA	TECH 1 RACING	FRA		239.4	Collective test 2
24	Frank Bird	GBR	TECH 1 RACING	FRA		239.4	Collective test 2
2	Logan Sargeant	USA	R-ACE GP	FRA	R	238.9	Collective test 1
85	Raúl Guzman	MEX	FORTEC MOTORSPORTS	GBR		238.9	Collective test 2
33	Freek Schothorst	NED	MP MOTORSPORT	NED	R	238.4	Collective test 1
3	Charles Milesi	FRA	R-ACE GP	FRA	R	238.4	Collective test 1
51	Axel Matus	MEX	AVF BY ADRIAN VALLES	ESP		238.4	Collective test 1
84	Vladimir Tziortzis	RUS	FORTEC MOTORSPORTS	GBR	R	238.4	Collective test 2
53	Eliseo Martinez	ESP	AVF BY ADRIAN VALLES	ESP	R	237.8	Collective test 1
54	Christian Munoz	COL	AVF BY ADRIAN VALLES	ESP	R	237.8	Collective test 1





Circuit de Barcelona
Formula Renault Eurocup
Collective test 2
Pit Stop Analysis



1 Max Fewtrell R-ACE GP

Nr.	In Day Time	In Time	Out Time	Pit Time	T. Pit Time	Handicap	Penalty
1	14:02:11.035	14:02:11.035	14:02:40.221	29.186	29.186		
2	14:27:34.530	14:27:34.530	14:38:02.861	10:28.33	10:57.517		1

2 Logan Sargeant R R-ACE GP

Nr.	In Day Time	In Time	Out Time	Pit Time	T. Pit Time	Handicap	Penalty
1	14:28:39.135	14:28:39.135	14:37:55.536	9:16.401	9:16.401		

3 Charles Milesi R R-ACE GP

Nr.	In Day Time	In Time	Out Time	Pit Time	T. Pit Time	Handicap	Penalty
1	14:02:28.101	14:02:28.101	14:02:53.870	25.769	25.769		
2	14:29:27.598	14:29:27.598	14:38:30.885	9:03.287	9:29.056		

4 Victor Martins R R-ACE GP

Nr.	In Day Time	In Time	Out Time	Pit Time	T. Pit Time	Handicap	Penalty
1	14:02:23.336	14:02:23.336	14:02:50.118	26.782	26.782		
2	14:27:30.868	14:27:30.868	14:38:18.473	10:47.60	11:14.387		5

11 Clément Novalak R JOSEF KAUFMANN RACING

Nr.	In Day Time	In Time	Out Time	Pit Time	T. Pit Time	Handicap	Penalty
1	14:29:05.338	14:29:05.338	14:39:38.093	10:32.75	10:32.755		5

16 Yifei Ye JOSEF KAUFMANN RACING

Nr.	In Day Time	In Time	Out Time	Pit Time	T. Pit Time	Handicap	Penalty
1	14:28:39.856	14:28:39.856	14:39:28.464	10:48.60	10:48.608		8

21 Neil Verhagen TECH 1 RACING

Nr.	In Day Time	In Time	Out Time	Pit Time	T. Pit Time	Handicap	Penalty
1	14:12:25.777	14:12:25.777	14:15:20.447	2:54.670	2:54.670		
2	14:29:40.080	14:29:40.080	14:38:25.458	8:45.378	11:40.048		

22 Alexander Smolyar R TECH 1 RACING

Nr.	In Day Time	In Time	Out Time	Pit Time	T. Pit Time	Handicap	Penalty
1	14:10:50.668	14:10:50.668	14:15:57.926	5:07.258	5:07.258		
2	14:30:17.240	14:30:17.240	14:38:54.308	8:37.068	13:44.326		

23 Thomas Neubauer TECH 1 RACING

Nr.	In Day Time	In Time	Out Time	Pit Time	T. Pit Time	Handicap	Penalty
1	14:12:44.783	14:12:44.783	14:17:20.038	4:35.255	4:35.255		
2	14:29:57.024	14:29:57.024	14:38:45.177	8:48.153	13:23.408		

24 Frank Bird TECH 1 RACING

Nr.	In Day Time	In Time	Out Time	Pit Time	T. Pit Time	Handicap	Penalty
1	14:11:06.120	14:11:06.120	14:14:48.721	3:42.601	3:42.601		
2	14:28:58.946	14:28:58.946	14:39:03.692	10:04.74	13:47.347		6

31 Christian Lundgaard R MP MOTORSPORT

Nr.	In Day Time	In Time	Out Time	Pit Time	T. Pit Time	Handicap	Penalty
1	14:02:40.866	14:02:40.866	14:03:23.496	42.630	42.630		
2	14:17:57.414	14:17:57.414	14:24:29.117	6:31.703	7:14.333		
3	14:31:36.196	14:31:36.196	14:37:49.512	6:13.316	13:27.649		

32 Alex Peroni MP MOTORSPORT

Nr.	In Day Time	In Time	Out Time	Pit Time	T. Pit Time	Handicap	Penalty
1	14:16:31.087	14:16:31.087	14:21:50.744	5:19.657	5:19.657		
2	14:32:21.803	14:32:21.803	14:38:10.039	5:48.236	11:07.893		

33 Freek Schothorst R MP MOTORSPORT

Nr.	In Day Time	In Time	Out Time	Pit Time	T. Pit Time	Handicap	Penalty
1	14:15:16.158	14:15:16.158	14:18:03.724	2:47.566	2:47.566		
2	14:28:44.302	14:28:44.302	14:37:43.670	8:59.368	11:46.934		

41 Oscar Piastrri R ARDEN

Nr.	In Day Time	In Time	Out Time	Pit Time	T. Pit Time	Handicap	Penalty
1	14:15:37.070	14:15:37.070	14:18:52.163	3:15.093	3:15.093		
2	14:31:30.163	14:31:30.163	14:39:21.048	7:50.885	11:05.978		

42 Nikita Volegov R ARDEN

Nr.	In Day Time	In Time	Out Time	Pit Time	T. Pit Time	Handicap	Penalty
1	14:20:22.898	14:20:22.898	14:38:39.049	18:16.15	18:16.151		1

43 Sami Taoufik R ARDEN

Nr.	In Day Time	In Time	Out Time	Pit Time	T. Pit Time	Handicap	Penalty
1	14:23:12.401	14:23:12.401	14:37:01.126	13:48.72	13:48.725		5

51 Axel Matus AVF BY ADRIAN VALLES

Nr.	In Day Time	In Time	Out Time	Pit Time	T. Pit Time	Handicap	Penalty
1	14:04:08.857	14:04:08.857	14:04:34.018	25.161	25.161		
2	14:29:26.323	14:29:26.323	14:39:11.131	9:44.808	10:09.969		

53 Eliseo Martinez R AVF BY ADRIAN VALLES

Nr.	In Day Time	In Time	Out Time	Pit Time	T. Pit Time	Handicap	Penalty
1	14:04:46.487	14:04:46.487	14:05:21.702	35.215	35.215		
2	14:11:05.098	14:11:05.098	14:17:29.645	6:24.547	6:59.762		





Circuit de Barcelona
Formula Renault Eurocup
Collective test 2
Pit Stop Analysis



3 14:38:31.651 14:38:31.651 14:40:41.173 2:09.522 9:09.284

54 Christian Munoz R AVF BY ADRIAN VALLES

Nr.	In Day Time	In Time	Out Time	Pit Time	T. Pit Time	Handicap	Penalty
1	14:23:32.773	14:23:32.773	14:35:58.214	12:25.44 1	12:25.441		

61 Lorenzo Colombo R JD MOTORSPORT

Nr.	In Day Time	In Time	Out Time	Pit Time	T. Pit Time	Handicap	Penalty
1	14:25:24.459	14:25:24.459	14:37:21.083	11:56.62 4	11:56.624		

62 Thomas Maxwell JD MOTORSPORT

Nr.	In Day Time	In Time	Out Time	Pit Time	T. Pit Time	Handicap	Penalty
1	14:13:31.499	14:13:31.499	14:16:24.176	2:52.677	2:52.677		
2	14:30:34.488	14:30:34.488	14:36:44.771	6:10.283	9:02.960		

63 Najiy Razak JD MOTORSPORT

Nr.	In Day Time	In Time	Out Time	Pit Time	T. Pit Time	Handicap	Penalty
1	14:24:23.671	14:24:23.671	14:36:22.481	11:58.81 0	11:58.810		

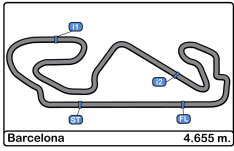
84 Vladimir Tziortzis R FORTEC MOTORSPORTS

Nr.	In Day Time	In Time	Out Time	Pit Time	T. Pit Time	Handicap	Penalty
1	14:22:44.744	14:22:44.744	14:39:59.301	17:14.55 7	17:14.557		

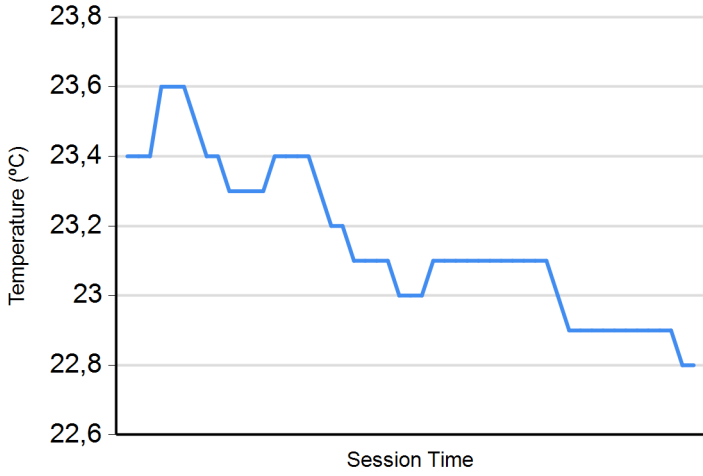
85 Raúl Guzman FORTEC MOTORSPORTS

Nr.	In Day Time	In Time	Out Time	Pit Time	T. Pit Time	Handicap	Penalty
1	14:14:33.923	14:14:33.923	14:18:14.689	3:40.766	3:40.766		
2	14:30:50.690	14:30:50.690	14:39:46.334	8:55.644	12:36.410		

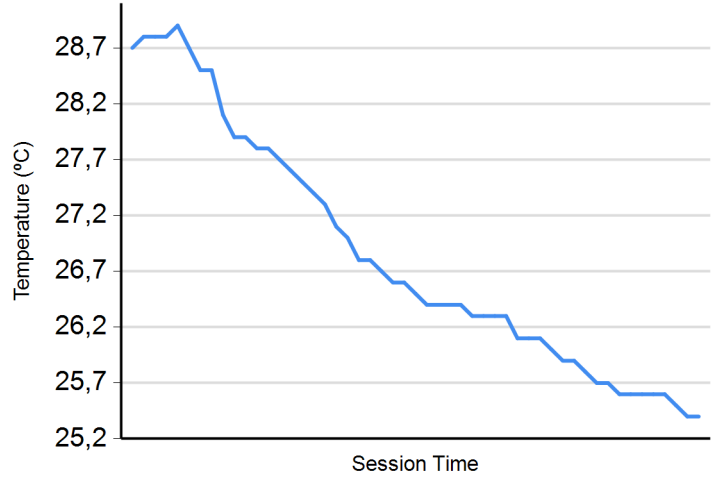




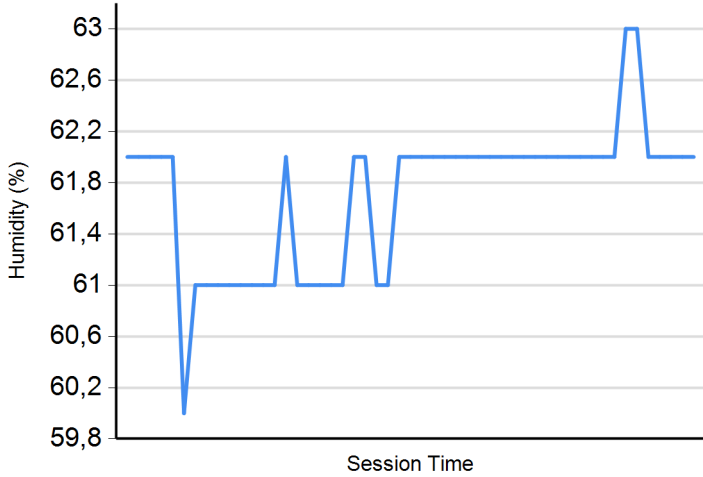
Air Temperature



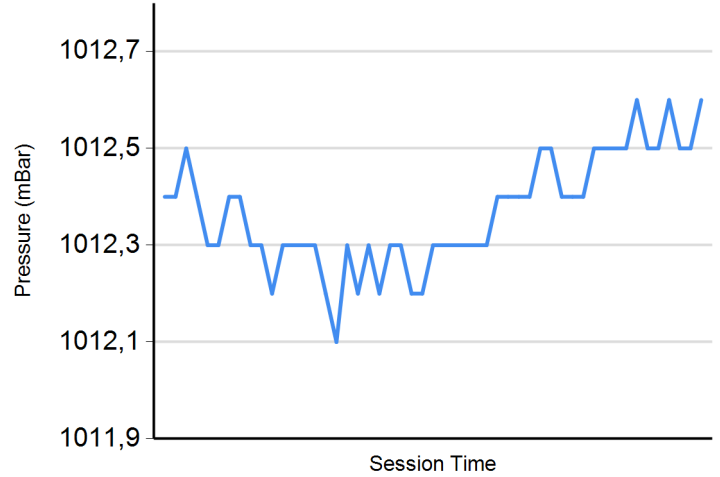
Track Temperature



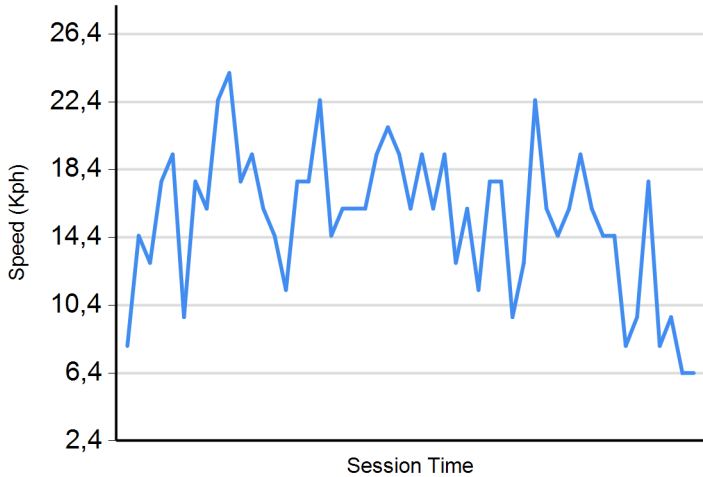
Humidity



Pressure

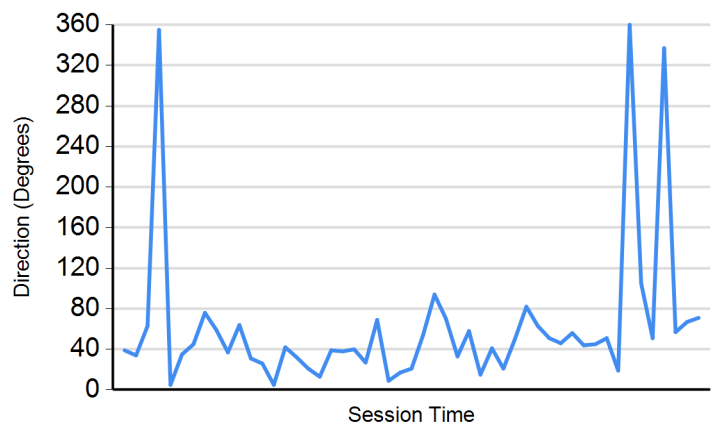


Wind Speed



Wind direction

North = 0°/360° Est = 90° South = 180° West = 270°






Circuit de Barcelona
Formula Renault Eurocup
Collective test 1 - 2
Results



Cls	Nº	Driver	Nat	Competitor	Nat	Rookie	Cls	Laps	Collective test 1	Collective test 2	Best	Gap	Interval	Km/h
1	1	Max Fewtrell	GBR	R-ACE GP	FRA			38	1:42.095	17 1:43.876	11 1:42.095			164.1
2	61	Lorenzo Colombo	ITA	JD MOTORSPORT	ITA	R	1	32	1:42.369	20 1:43.423	3 1:42.369	0.274	0.274	163.7
3	2	Logan Sargeant	USA	R-ACE GP	FRA	R	2	39	1:42.490	17 1:44.038	13 1:42.490	0.395	0.121	163.5
4	4	Victor Martins	FRA	R-ACE GP	FRA	R	3	37	1:42.543	17 1:44.010	5 1:42.543	0.448	0.053	163.4
5	16	Yifei Ye	CHN	JOSEF KAUFMANN RACING	GER			37	1:42.606	19 1:43.959	6 1:42.606	0.511	0.063	163.3
6	31	Christian Lundgaard	DEN	MP MOTORSPORT	NED	R	4	35	1:42.616	18 1:43.383	12 1:42.616	0.521	0.010	163.3
7	41	Oscar Piastrì	AUS	ARDEN	GBR	R	5	36	1:42.989	17 1:43.544	14 1:42.989	0.894	0.373	162.7
8	22	Alexander Smolyar	RUS	TECH 1 RACING	FRA	R	6	37	1:43.061	18 1:43.808	11 1:43.061	0.966	0.072	162.6
9	53	Eliseo Martinez	ESP	AVF BY ADRIAN VALLES	ESP	R	7	36	1:43.064	15 1:44.256	11 1:43.064	0.969	0.003	162.5
10	85	Raúl Guzman	MEX	FORTEC MOTORSPORTS	GBR			33	1:43.165	15 1:44.019	13 1:43.165	1.070	0.101	162.4
11	11	Clément Novalak	GBR	JOSEF KAUFMANN RACING	GER	R	8	35	1:43.177	17 1:44.184	6 1:43.177	1.082	0.012	162.4
12	3	Charles Milesi	FRA	R-ACE GP	FRA	R	9	38	1:43.193	19 1:44.352	10 1:43.193	1.098	0.016	162.3
13	24	Frank Bird	GBR	TECH 1 RACING	FRA			37	1:43.251	17 1:44.057	10 1:43.251	1.156	0.058	162.3
14	62	Thomas Maxwell	AUS	JD MOTORSPORT	ITA			39	1:43.278	18 1:43.806	18 1:43.278	1.183	0.027	162.2
15	33	Freek Schothorst	NED	MP MOTORSPORT	NED	R	10	37	1:43.283	21 1:44.157	12 1:43.283	1.188	0.005	162.2
16	32	Alex Peroni	AUS	MP MOTORSPORT	NED			36	1:43.412	15 1:43.900	14 1:43.412	1.317	0.129	162.0
17	42	Nikita Volegov	RUS	ARDEN	GBR	R	11	34	1:43.639	19 1:44.457	8 1:43.639	1.544	0.227	161.6
18	21	Neil Verhagen	USA	TECH 1 RACING	FRA			37	1:43.678	18 1:43.693	12 1:43.678	1.583	0.039	161.6
19	51	Axel Matus	MEX	AVF BY ADRIAN VALLES	ESP			34	1:43.744	17 1:45.025	9 1:43.744	1.649	0.066	161.5
20	54	Christian Munoz	COL	AVF BY ADRIAN VALLES	ESP	R	12	33	1:43.843	15 1:44.744	14 1:43.843	1.748	0.099	161.3
21	43	Sami Taoufik	MAR	ARDEN	GBR	R	13	37	1:43.874	19 1:44.678	11 1:43.874	1.779	0.031	161.3
22	84	Vladimir Tziortzis	RUS	FORTEC MOTORSPORTS	GBR	R	14	27	1:44.169	11 1:44.033	4 1:44.033	1.938	0.159	161.0
23	63	Najiy Razak	MAS	JD MOTORSPORT	ITA			39	1:44.113	15 1:44.776	11 1:44.113	2.018	0.080	160.9
24	23	Thomas Neubauer	FRA	TECH 1 RACING	FRA			18	2:03.817	2 1:44.166	9 1:44.166	2.071	0.053	160.8

Published at:.....

Stewards:	Race Director:	Timekeeper: 
------------------	-----------------------	---

